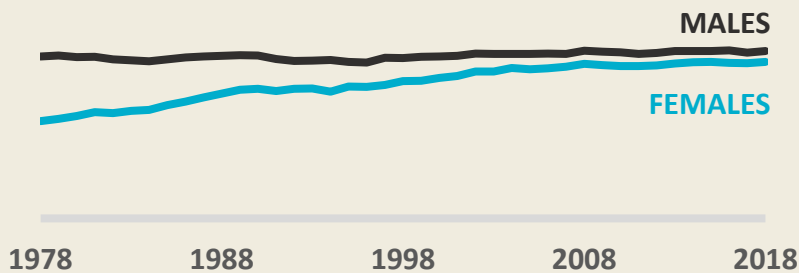


WOMEN IN THE LABOUR FORCE

NEW BRUNSWICK ANALYSIS

LABOUR FORCE PARTICIPATION AMONG WOMEN HAS INCREASED



Individuals aged 15 to 64 years; 2018

...BUT THERE IS STILL A GAP

PARTICIPATION RATE	M	79.7%
	F	74.6%
EMPLOYMENT RATE	M	72.3%
	F	69.7%

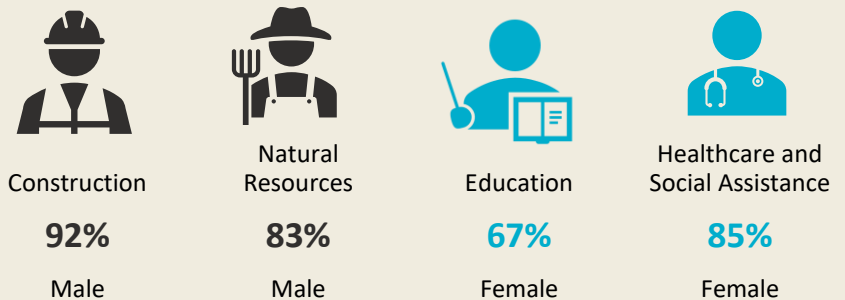
Individuals aged 15 to 64 years; 2018

...WITH CHILDCARE BEING ONE OF THE MAIN FACTORS

- x3.0** More women than men cited childcare or other personal/family responsibilities as their reason for not being in the labour force
- x6.9** More women than men cited childcare or other personal/family responsibilities as their reason for working part-time

Individuals aged 15 years and over; 2018

REPRESENTATION OF WOMEN IN THE LABOUR FORCE VARIES FROM INDUSTRY TO INDUSTRY



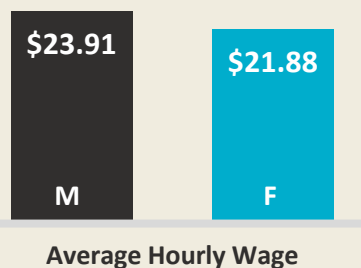
Individuals aged 15 years and over; 2018

DESPITE HIGHER EDUCATION LEVELS...

COMPLETED HIGH SCHOOL	M	81%
	F	88%
COMPLETED POST-SECONDARY	M	54%
	F	61%

Individuals aged 25 to 64 years; 2016

WOMEN EARN LESS (ON AVERAGE)



Individuals aged 15 years and over; 2018

SOURCES

Statistics Canada, Labour Force Survey (2018) and 2016 Census

Find the full report at NBjobs.ca/trends

NBjobs.ca