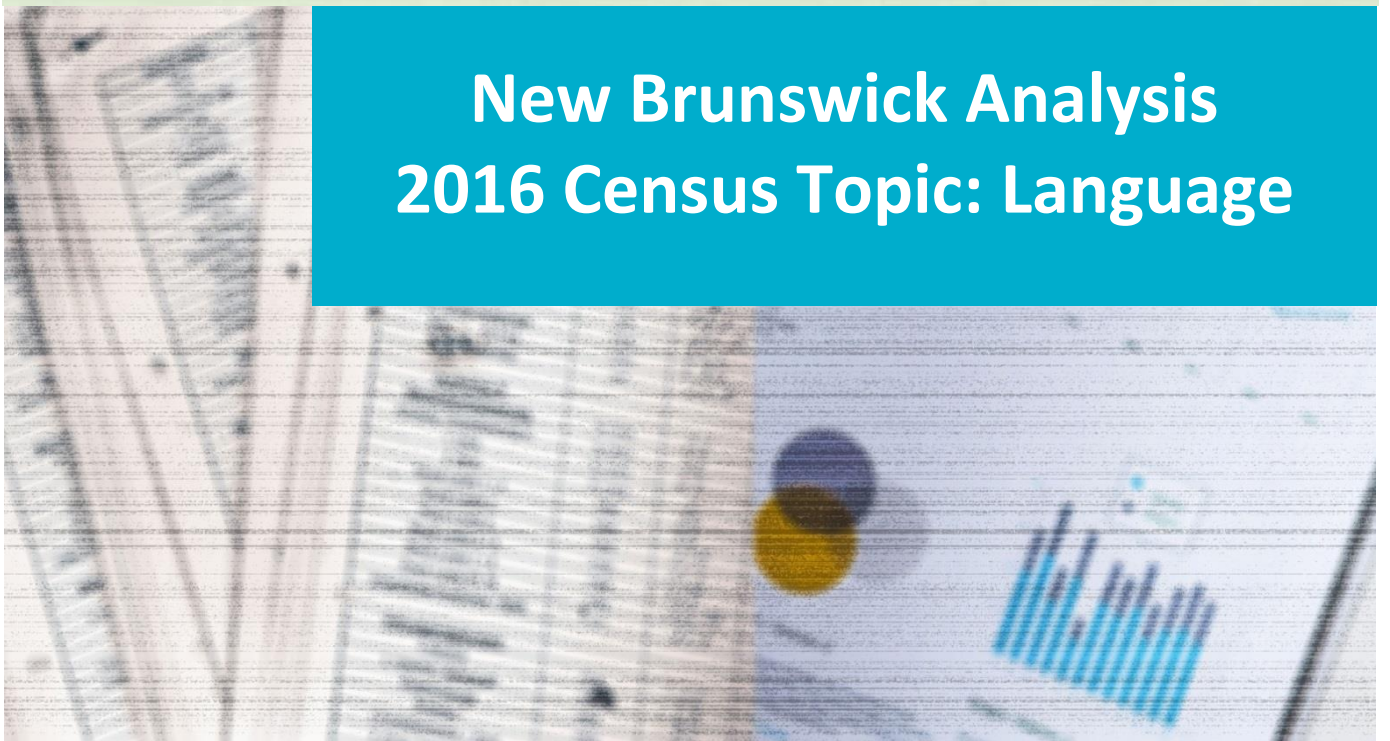




New Brunswick Analysis 2016 Census Topic: Language





General Information

On August 2, 2017, the third wave of data from the 2016 Census of Population was released. This document will cover some of the key findings concerning the language data that was included in this release, focusing on New Brunswick.

Knowing how the population of New Brunswick communicates is important information, particularly as the only official bilingual province of Canada. Language data and analysis can be used to help with decision-making, planning, and policy formation relating to such topics as education, immigration, and the labour market.

Language is a major aspect of the culture, labour market, and more generally, the day-to-day lives of the population. Meeting linguistic and cultural needs is a key component of a successful economy and society.

Mother Tongue and Language Spoken Most Often at Home

	Percentage of Population Whose Language Spoken Most Often At Home Is French	Percentage of Population Whose Mother Tongue is French*
Canada	20.0%	20.6%
Quebec	79.0%	77.1%
New Brunswick	28.0%	31.4%
Yukon	2.4%	4.4%
Ontario	2.1%	3.7%

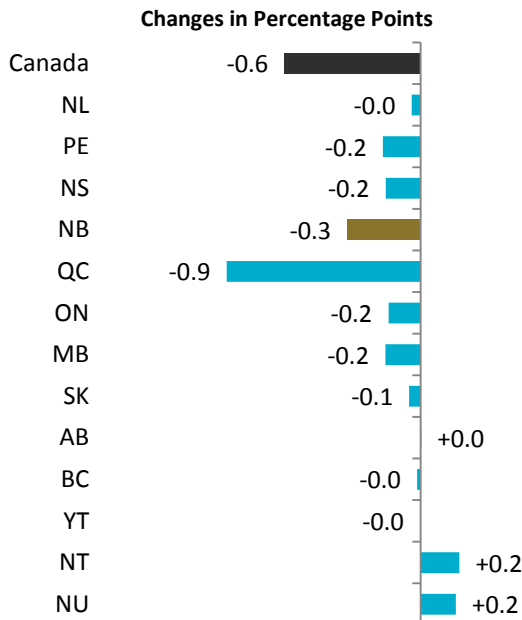
*In this table, and throughout this document, whenever a language is referred to as a group or population's "mother tongue" (or their "language spoken most often at home") it is referring to respondents who reported that language as their only mother tongue (or language spoken most often at home), unless otherwise stated.

- Besides Quebec, New Brunswick was the only other province or territory that had a significant proportion of their population that spoke primarily French (with Yukon and Ontario ranking a distant third and fourth, both in terms of proportion of population who spoke primarily French at home, and proportion of population whose mother tongue is French).
- Between 2011 and 2016, the percentage of population whose language spoken most often at home is French, along with the percentage of population whose mother tongue is French, decreased across most of Canada, including New Brunswick (-0.3 p.p. and -0.2 p.p. respectively) and Quebec (-0.9 p.p. and -1.0 p.p. respectively). The territories, however, saw small increases in these proportions.

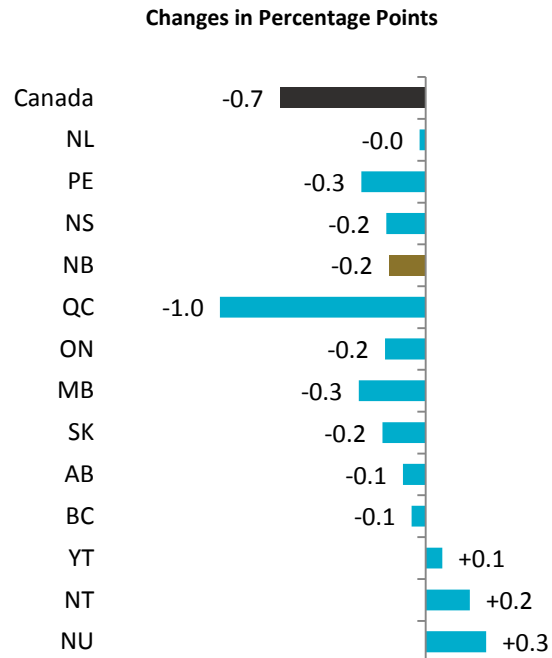
Mother tongue refers to the first language learned at home in childhood and still understood by the individual at the time of the census (May 10, 2016).

2016 Census Topic: Language New Brunswick Analysis

Change in Proportion of Population Whose Language Spoken Most Often At Home Is French (2011-2016)



Change in Proportion of Population Whose Mother Tongue Is French (2011-2016)



- 68.7% of New Brunswickers spoke English at home most often, although only 64.2% of the population’s mother tongue was English.
- 28.0% of New Brunswickers spoke French at home most often, despite 31.4% of the province’s mother tongue being French. At a national level, 20.0% of the population spoke French most often at home, while 20.6% of the population’s mother tongue was French (excluding Quebec, these percentages are much lower, at 2.1% and 3.5% respectively).
- Between 2011 and 2016, the percentage of the population who primarily spoke a non-official language, increased by 0.4 percentage points (p.p.) in terms of language spoken most often at home, and by 0.6 p.p. in terms of mother tongue.

Language Spoken Most Often at Home (New Brunswick, 2016)

Language	Total	Share of Population	
	2016	2016	2011
English	505,935	68.7%	69.2%
French	206,315	28.0%	28.4%
Non-official language	12,690	1.7%	1.3%
English and French	7,280	1.0%	0.8%
English and non-official language	3,435	0.5%	0.3%
French and non-official language	345	0.0%	0.0%
English, French and non-official language	290	0.0%	0.0%

2016 Census Topic: Language New Brunswick Analysis



Mother Tongue (New Brunswick, 2016)

Language	Total	Share of Population	
	2016	2016	2011
English	472,725	64.2%	64.9%
French	231,110	31.4%	31.6%
Non-official language	23,150	3.1%	2.5%
English and French	7,280	1.0%	0.9%
English and non-official language	1,535	0.2%	0.2%
French and non-official language	330	0.0%	0.0%
English, French and non-official language	145	0.0%	0.0%

- In 2016, French was less common (proportionally) both as a language spoken at home most often and as a mother tongue for younger New Brunswickers (compared to older groups).
- Non-official languages as a mother tongue were more common for young, working age individuals (ages 15-44), driven by immigration to the province.
- In 2016, having multiple mother tongues was more common for younger New Brunswickers.

Language Spoken Most Often at Home by Age Group (New Brunswick, 2016)

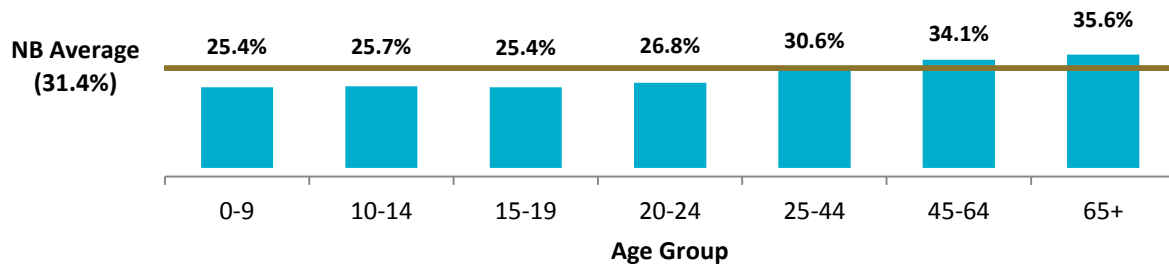
Age Group	English	French	Non-official language	English and French	Other Combinations of Languages ⁱ
0-9	70.2%	25.2%	2.4%	1.4%	0.8%
10-14	70.5%	25.2%	2.3%	1.2%	0.7%
15-19	71.9%	24.2%	2.2%	1.0%	0.7%
20-24	71.6%	24.6%	2.1%	1.0%	0.6%
25-44	68.5%	27.3%	2.3%	1.1%	0.8%
45-64	67.7%	29.7%	1.4%	0.8%	0.4%
65+	67.7%	30.4%	0.7%	0.9%	0.3%
All Ages	68.7%	28.0%	1.7%	1.0%	0.6%

Mother Tongue by Age Group (New Brunswick, 2016)

Age Group	English	French	Non-official language	English and French	Other Combinations of Languages
0-9	69.3%	25.4%	3.0%	1.7%	0.6%
10-14	69.1%	25.7%	3.3%	1.5%	0.4%
15-19	69.4%	25.4%	3.5%	1.3%	0.3%
20-24	67.8%	26.8%	3.7%	1.3%	0.3%
25-44	63.7%	30.6%	4.3%	1.0%	0.4%
45-64	62.3%	34.1%	2.8%	0.7%	0.2%
65+	61.4%	35.6%	2.1%	0.8%	0.1%
All Ages	64.2%	31.4%	3.1%	1.0%	0.3%

2016 Census Topic: Language New Brunswick Analysis

Proportion of Population Whose Mother Tongue is French, by Age Group (NB, 2016)




- In 2016, those whose mother tongue was French accounted for 43.1% of the province's ruralⁱⁱ (non-CMA/CA) population, compared to 24.4% of the urban (CMA/CA) population.
- More than half (51.3%) of New Brunswickers whose mother tongue was French lived in a rural part of the province. In contrast, only 31.3% of those in the province whose mother tongue was English lived in rural NB. Accounting for a significant proportion of the province's English population (and a very small percentage of its French population), these shares were greatly influenced by Saint John: if Saint John were to be excluded, these shares would rise to 52.5% and 41.3% respectively.
- Over 75% of New Brunswick residents whose mother tongue was a non-official language were living in an urban (CMA/CA) area in 2016.

Mother Tongue by CMA/CA (New Brunswick, 2016)

CMA/CA	English	French	Non-official language	English and French	Other Combinations of Languages
Bathurst	30.1%	66.8%	1.2%	1.7%	0.1%
Campbellton	36.1%	60.3%	1.1%	2.2%	0.2%
Edmundston	4.6%	93.0%	1.2%	1.1%	0.1%
Fredericton	85.5%	6.9%	6.3%	0.8%	0.5%
Miramichi	89.1%	8.1%	1.9%	0.9%	0.1%
Moncton	60.1%	34.2%	3.7%	1.6%	0.4%
Saint John	91.4%	4.1%	3.7%	0.5%	0.3%
Non-CMA/CA	53.9%	43.1%	2.1%	0.8%	0.2%
Total Population	64.2%	31.4%	3.1%	1.0%	0.3%

Census Metropolitan Areas (CMAs) and **Census Agglomerations (CAs)** are formed by one or more adjacent municipalities centred on a population centre (known as the core). CMAs must have a population of at least 100,000, of which at least 50% must live within the core, while CAs must have a core population of at least 10,000. Full definitions for CMAs and CAs can be found on www.statcan.gc.ca.

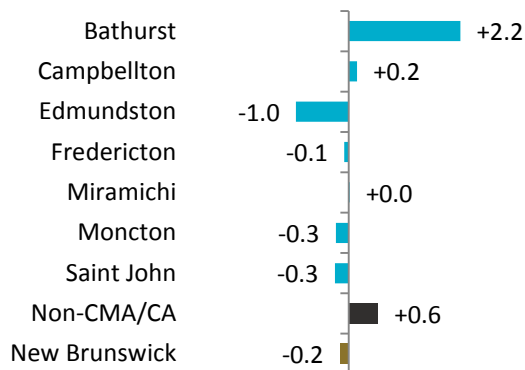
2016 Census Topic: Language New Brunswick Analysis



- Between 2011 and 2016, of the CMA and CAs in the province, Bathurst experienced the greatest increases in terms of proportion of population whose mother tongue was French (+2.2 p.p.). This change was driven by population decline, with more English speakers leaving the area than French speakers, rather than an actual increase in the French population.
- In terms of absolutes, between 2011 and 2016, of the CMA and CAs in the province, Moncton experienced the greatest increases both in terms of total population whose mother tongue was French (+1,775), and in terms of total population whose mother tongue was a non-official language (+1,835).

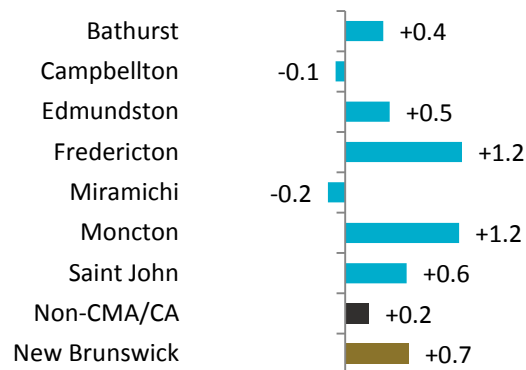
Change in Proportion of Population Whose Mother Tongue is French by CMA/CA (NB, 2011-2016)

Changes in Percentage Points



Change in Proportion of Population Whose Mother Tongue is a Non-Official Language by CMA/CA (NB, 2011-2016)

Changes in Percentage Points



- The vast majority (93.2%) of the population whose mother tongue was French in 2016 lived in the Northeast, Northwest or Southeast Economic Regions (ERs); 62.0%, 49.9% and 40.5% of the total populations in these regions reported their mother tongue to be French, respectively.
- Of the 5 New Brunswick ERs in 2016, The Central and Southeast ERs had the highest proportion of residents whose mother tongue was a non-official language, at 5.1% and 3.7% respectively.
- Between 2011 and 2016, the Southeast, Central and Southwest ERs experienced the moderate growth in residents whose mother tongue was a non-official language, with growth of 2,125, 1,545, and 810 respectively.

An **Economic Region (ER)** is a grouping of complete census divisions (CDs) (with one exception in Ontario) created as a standard geographic unit for analysis of regional economic activity.

2016 Census Topic: Language New Brunswick Analysis

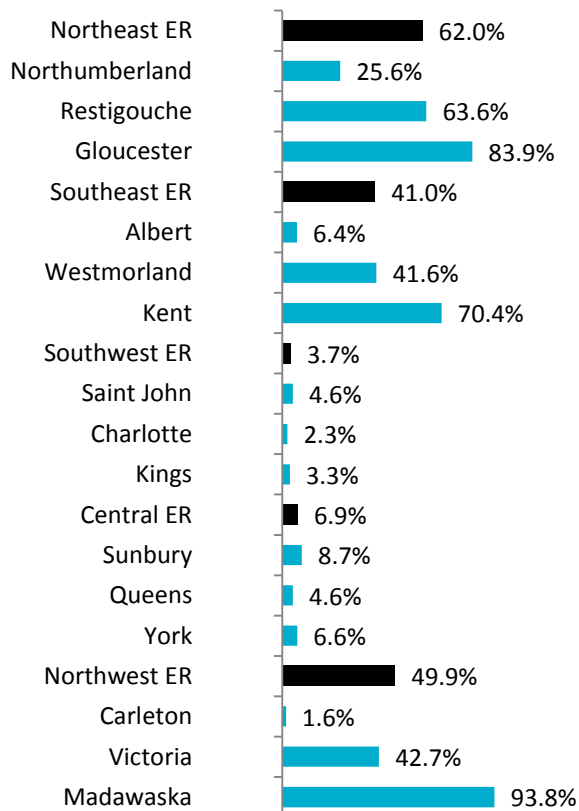


Mother Tongue by Economic Region (New Brunswick, 2016)

ER/County	English	French	Non-official language	English and French	Other Combinations of Languages
Northeast ER	35.5%	62.0%	1.1%	1.2%	0.1%
Southeast ER	53.9%	40.5%	3.7%	1.5%	0.4%
Southwest ER	92.4%	3.6%	3.3%	0.4%	0.3%
Central ER	86.7%	7.1%	5.1%	0.8%	0.4%
Northwest ER	47.2%	49.9%	2.0%	0.8%	0.2%

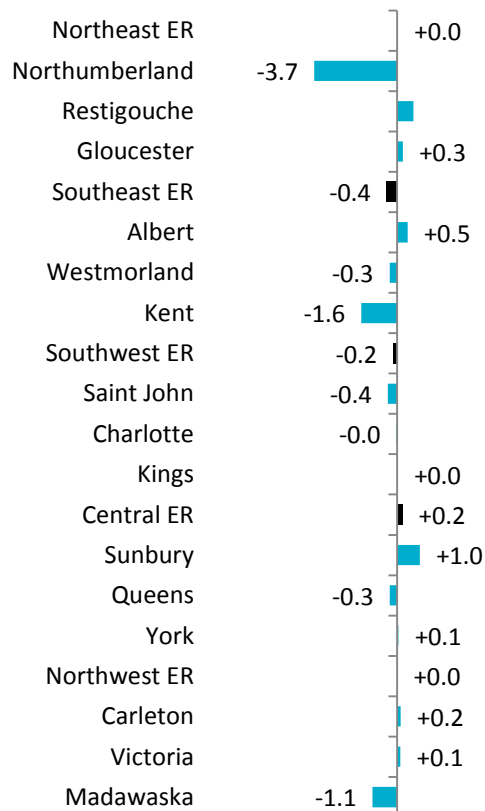
- In terms of counties, between 2011 and 2016, Northumberland County experienced the largest decrease in proportion of population whose mother tongue was French (-3.7 p.p.), while Sunbury County experienced the largest increase (+1.0 p.p.).
- In terms of Economic Regions (ERs), between 2011 and 2016, The Southwest ER experienced the largest decrease in proportion of population whose mother tongue was French (-0.4 p.p.), while the Central ER experienced the largest increase (+0.2 p.p.).

Proportion of Population Whose Mother Tongue is French, by ER and County (NB, 2016)



Change in Proportion of Population Whose Mother Tongue is French, by ER and County (NB, 2011-2016)

Changes in Percentage Points



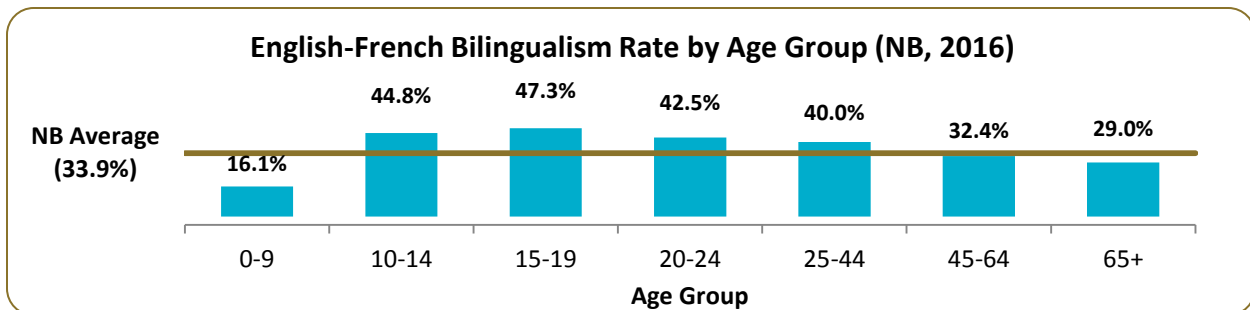


Knowledge of Official Languages and English-French Bilingualism

- In 2016, 33.9% of New Brunswickers were English-French bilingual (knowledge of both official languages), up from 33.2% in 2011.
- The English-French bilingualism rate for those who spoke French as their only mother tongue in 2016 was 72.1%, compared to 15.4% for those whose only mother tongue was English, and 14.1% for those whose mother tongue was a non-official language.
- In 2016, despite only accounting for 31.4% of the province’s overall population, New Brunswickers whose only mother tongue was French accounted for 66.7% of English-French bilingual speakers in the province (knowledge of both official languages).




Knowledge of Official Languages by Age Group (New Brunswick, 2016)

Age Group	English only	French only	English and French	Neither English nor French
0 to 9	47,665	12,330	11,695	890
10 to 14	17,485	3,270	16,930	135
15 to 19	19,170	2,080	19,165	75
20 to 24	21,690	1,960	17,515	95
25 to 44	94,190	8,595	69,080	625
45 to 64	135,540	19,545	74,530	375
65+	85,070	15,365	41,035	170
Total	420,815	63,145	249,950	2,370





- Despite it being less common for younger New Brunswickers’ mother tongue to be French compared to older groups, the English-French bilingualism rate in the province was much higher in younger groups; 44.8% of children ages 10 to 14 were bilingual, along with 47.3% of those ages 15 to 19.
- New Brunswick had the second highest rate of English-French bilingualism among the provinces and territories (behind Quebec), and experienced the third greatest increase in terms of the proportion of the population that was bilingual (+0.7 p.p.), behind only Quebec (+1.9 p.p.) and the Northwest Territories (+1.3 p.p.).

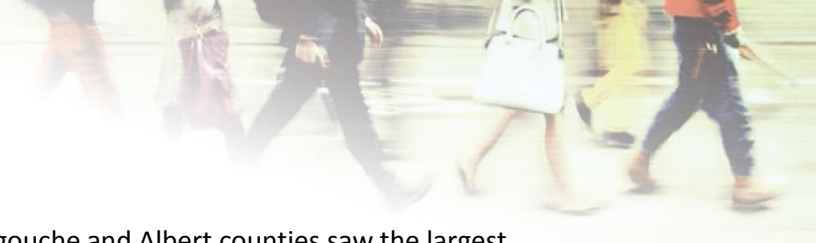
Knowledge of Official Languages refers to the ability of the individual to conduct a conversation in English only, in French only, in both English and French, or in neither English nor French at the time of the census.



- In 2016, 65.0% of the Bathurst population was English-French bilingual, up from 62.4% in 2011, both the largest overall proportion and the largest increase between Censuses for any CMA or CA in the province.
- The increase in bilingualism rate in both Bathurst and non-CMA/CA areas of New Brunswick was most likely driven by population decline, rather than an increase in the number of bilingual speakers.

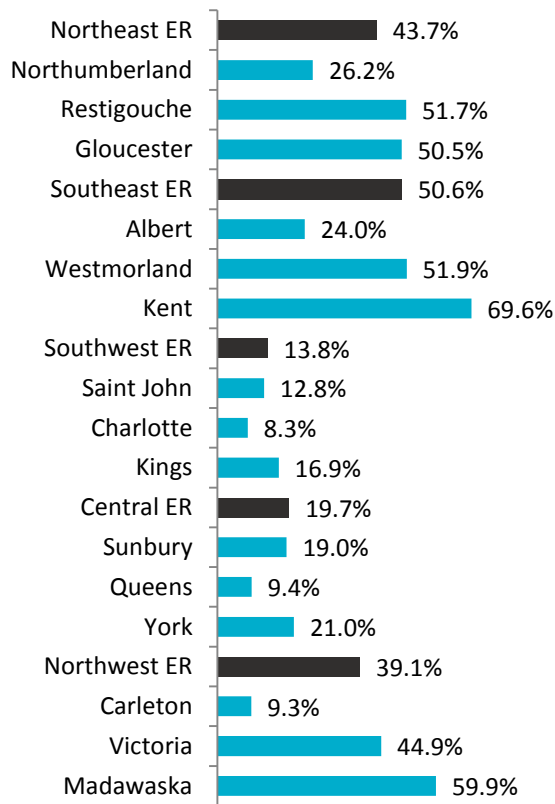


2016 Census Topic: Language New Brunswick Analysis

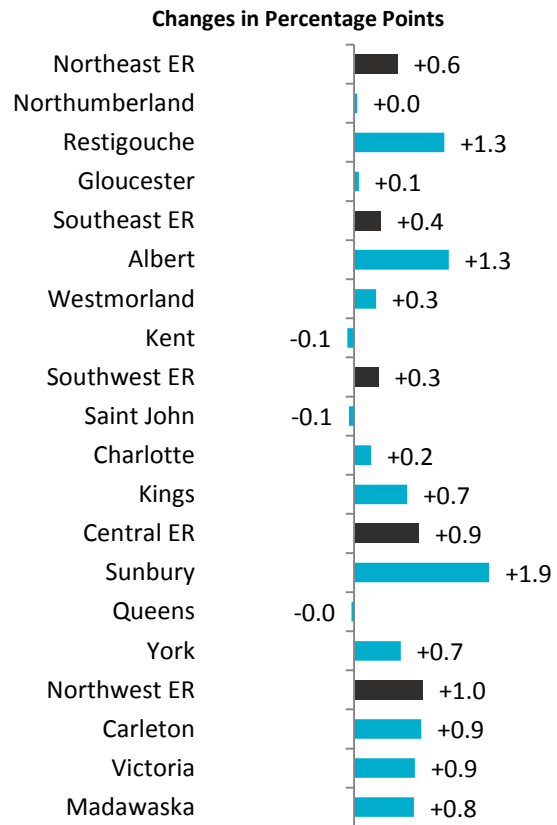



- Between 2011 and 2016, the Sunbury, Restigouche and Albert counties saw the largest increases in proportion of their population with knowledge of both official languages, with increases of 1.9, 1.3, and 1.3 p.p. respectively. Despite not containing any of these counties, the Northwest was the ER that saw the greatest increase (in New Brunswick) in its bilingualism rate (+1.0 p.p.).

Knowledge of Both Official Languages (Bilingualism) by Economic Region and County (NB, 2016)



Change in Proportion of Population With Knowledge of Both Official Languages by Economic Region and County (NB, 2011-2016)







Non-official Languages

Of the 23,150 New Brunswickers whose mother tongue was a non-official language:


- Arabic was not only the most common non-official mother tongue language in the province in 2016 (2,855), it also experienced the greatest total growth since 2011 (+1,530).
- Chinese languages were the mother tongue of 3,085 New Brunswickers in 2016 (with Mandarin accounting for 2,255); this was a significant increase from 1,825 in 2011.ⁱⁱⁱ
- 2,165 New Brunswickers' mother tongue was an Aboriginal language; of these, Mi'kmaq (1,835) and Malecite (280) were by far the most common. This total was down from 2,545 in 2011.



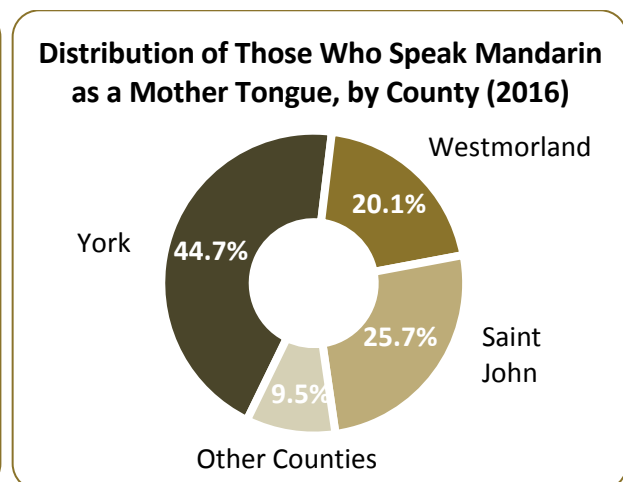
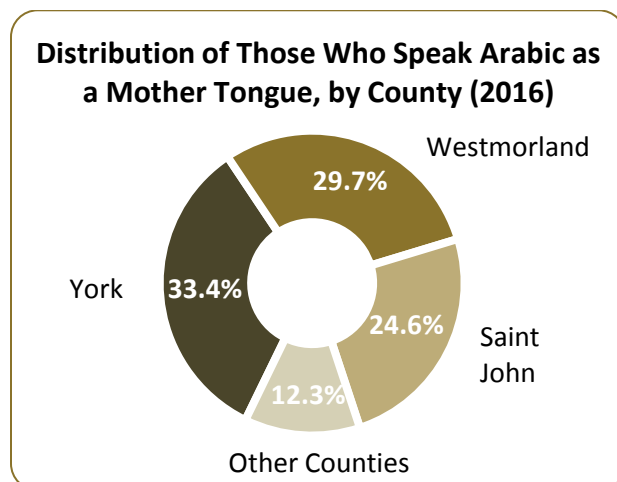
- In 2016, 9.7% of New Brunswick residents whose mother tongue was a non-official language were unable to hold a conversation in an official language (English and/or French). This percentage is up from 4.7% in 2011.

2016 Census Topic: Language New Brunswick Analysis

- The majority of those living in the province whose mother tongue was a non-official language that did not have knowledge of either of the official languages, spoke Arabic as their mother tongue.
- In 2016, 41.5% of New Brunswick residents whose mother tongue was Arabic did not have knowledge of either (or both) official language.



- The vast majority of those whose mother tongue was Arabic or Mandarin lived in the York, Westmorland or Saint John counties (the three largest counties, which contain Fredericton, Moncton, and Saint John respectively).



ⁱ “Other Combination of Languages” includes those whose mother tongue was a non-official language in addition to English and/or French.

ⁱⁱ *Rural population, for the purpose of this report, is considered the number of New Brunswickers not living in a CMA/CA and does not align with Statistics Canada’s definition of rural.

ⁱⁱⁱ 65% of those who reported a “Chinese language” as their mother tongue in New Brunswick in 2011 did not specify their specific language, making comparisons between 2011 and 2016 for the individual languages not possible.