



A Profile of the FINANCE, INSURANCE, REAL ESTATE AND LEASING SECTOR IN NEW BRUNSWICK

Current Business Environment

Real GDP*




Finance, Insurance, Real Estate and Leasing
17.9%

All other sectors
82.1%

\$5.6 Billion in 2018
A **21.1%** increase from 2009

Employment



Finance, Insurance, Real Estate and Leasing
4.7%

All other sectors
95.3%


16,700 in 2018
A **9.9%** increase from 2009

Major Occupations

- 1** 1,600 – Customer services representatives – financial institutions
- 2** 1,600 – Other financial officers
- 3** 1,500 – Insurance agents and brokers
- 4** 1,300 – Financial sales representatives
- 5** 700 – Real estate agents and salespersons

Business Outlook (2018-2027)

Real GDP*



+ 11.2%
over period

Employment



+ 1.6%
over period

Job Openings



5,700
over period

Legend

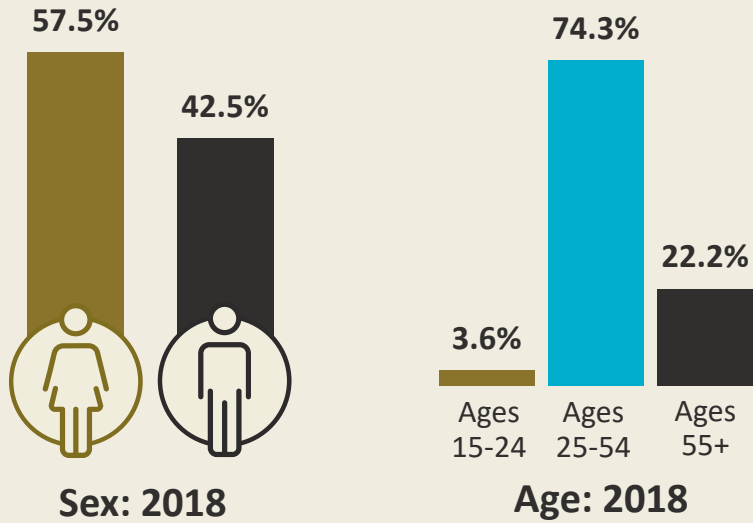
- Finance, Insurance, Real Estate and Leasing sector
- New Brunswick
- Canada
- Male
- Female

*Gross Domestic Product (GDP)

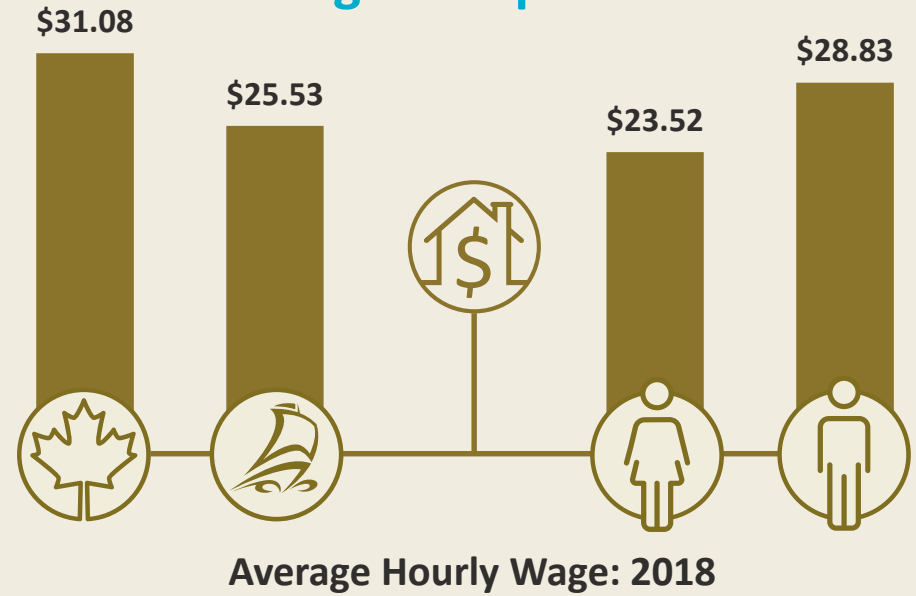
The scope of this profile includes North American Industry Classification System (NAICS 2017) sectors 52 and 53.

Human Resources Profile

Employment Demographics



Wage Comparison



Employers
1,681 in 2018

Regional Highlights

Employed
16,700 in 2018

