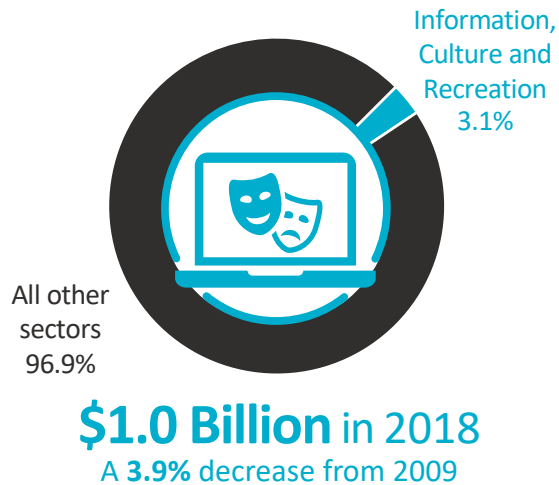




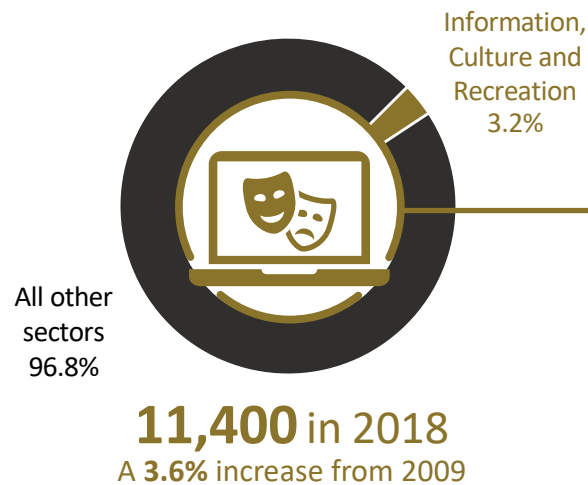
# A Profile of the INFORMATION, CULTURE AND RECREATION SECTOR IN NEW BRUNSWICK

## Current Business Environment

### Real GDP\*



### Employment




### Major Occupations

- 1 700 – Program leaders and instructors in recreation, sport and fitness
- 2 500 – Other customer and information services representatives
- 3 300 – Landscaping and grounds maintenance labourers
- 4 300 – Operators and attendants in amusement, recreation and sport
- 5 200 – Telecommunications installation and repair workers

## Business Outlook (2018-2027)

### Real GDP\*



### Employment



### Job Openings



### Legend

- Information, Culture and Recreation sector
- New Brunswick
- Canada
- Male
- Female

\*Gross Domestic Product (GDP)

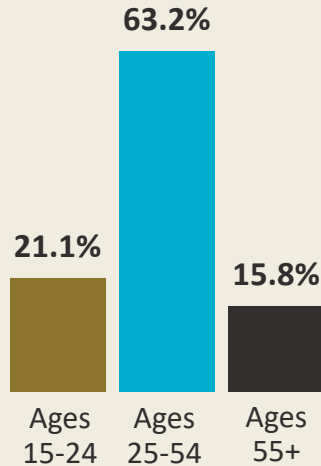
The scope of this profile includes North American Industry Classification System (NAICS 2017) sectors 51 and 71.

# Human Resources Profile

## Employment Demographics

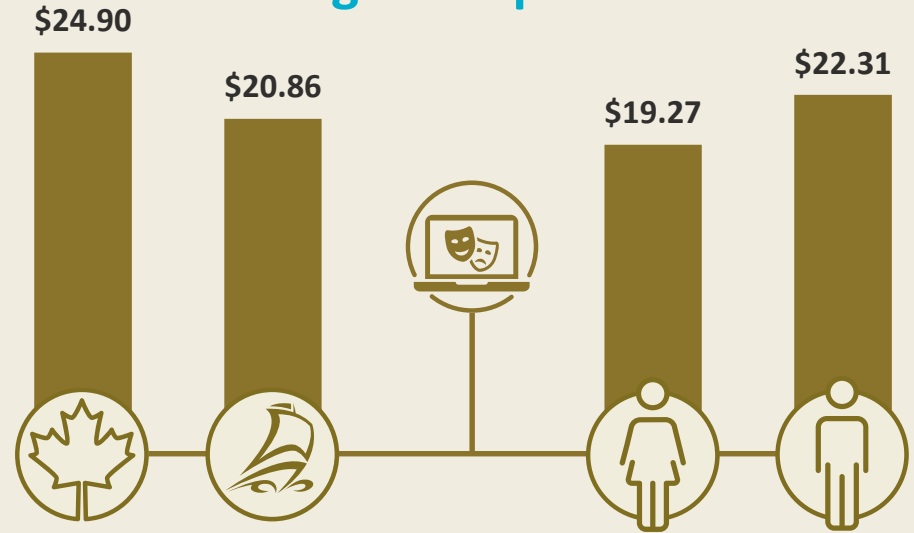


Sex: 2018



Age: 2018

## Wage Comparison



Average Hourly Wage: 2018

## Employers

789 in 2018

## Regional Highlights

## Employed

11,400 in 2018

