



A Profile of the **TRANSPORTATION AND WAREHOUSING SECTOR IN NEW BRUNSWICK**

August 2019

NBjobs.ca

Table of Contents

Current Business Environment	2
GDP and Productivity	2
Employment in New Brunswick	3
Human Resources Profile	4
Demographics	4
Major Occupations	5
Wage and Salary Information	5
Regional Highlights	6
Employers	6
Employed	6
Business Outlook 2018-2027	7
GDP Forecast	7
Employment Forecast	7
Links for Further Information	8
Government Sources	8
Sector Associations	8

Note: This profile includes data from a variety of sources that use different methodologies and are subject to periodic retroactive revisions. As a result, data from one source may not match with data from other datasets. Information about the sources and methodologies used are available upon request. In some instances source data points have been suppressed. Where this occurs, the data values presented have been inferred from non-suppressed data. Also, some totals may not equal the sum of their components due to rounding.

Sector Definition

The Transportation and Warehousing sector consists of establishments that are primarily engaged in transporting passengers and goods, warehousing and storing goods, and providing services to these establishments. The modes of transportation are road (trucking, transit and ground passenger), rail, water, air and pipeline. These are further subdivided according to the way in which businesses in each mode organize their establishments. National post office and courier establishments, which also transport goods, are included in this sector. Warehousing and storage establishments are subdivided according to the type of service and facility that is operated. Many of the establishments in this sector are structured as networks, with activities, workers, and physical facilities distributed over an extensive geographic area.

The scope of this profile includes North American Industry Classification System (NAICS 2017) sectors 48-49.

Legend



Current Business Environment

GDP* and Productivity

In 2018:

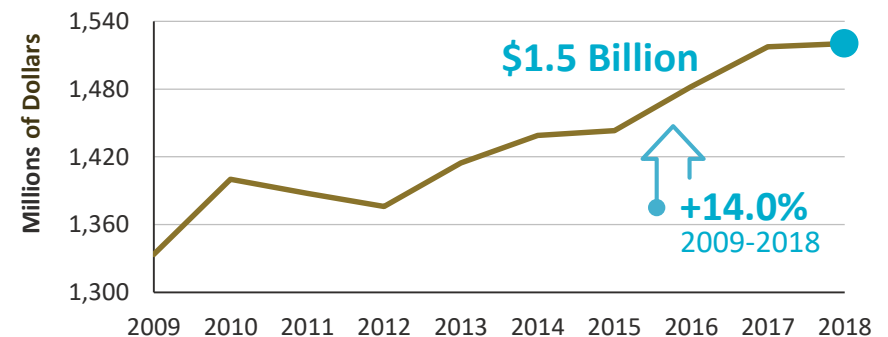
- The Transportation and Warehousing sector represented 5.3% of New Brunswick's (NB) GDP, contributing \$1.5 billion (*chained 2012 dollars*)^{1,2}
- NB Labour Productivity^{2,3} (*a measure of productivity based on GDP per hour worked in the sector*):
 - This sector – \$40.18 output per hour of work (*chained 2012 dollars*)
 - Average of all sectors – \$47.57 output per hour of work (*chained 2012 dollars*)

* Gross Domestic Product

Proportion of GDP in NB: 2018¹ Transportation and Warehousing Sector



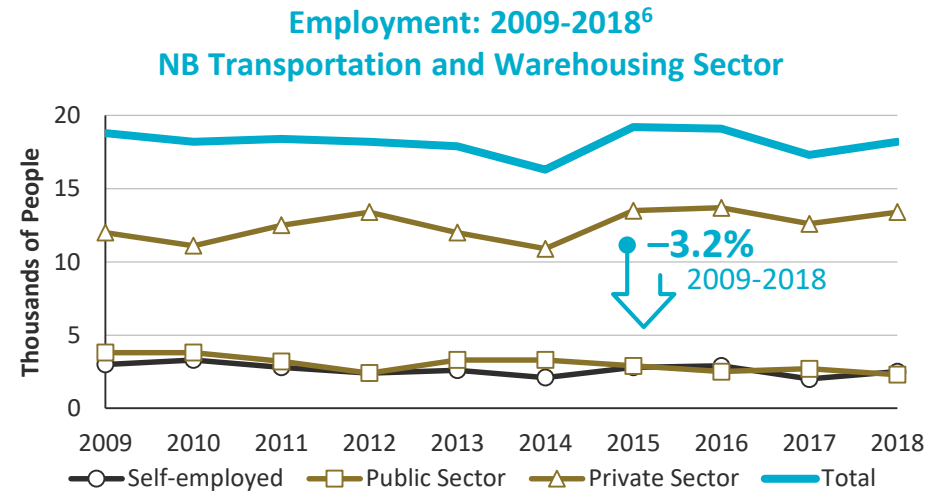
Real GDP² NB Transportation and Warehousing Sector (at Basic Prices, Chained 2012 Dollars)



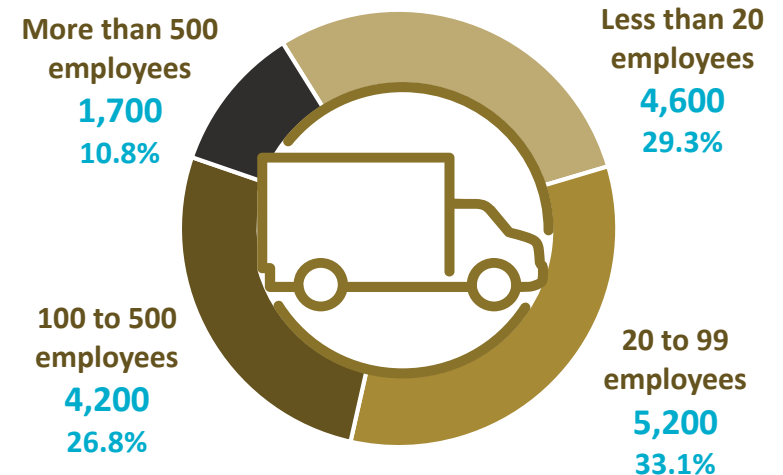
Employment in New Brunswick

In 2018:

- 18,200 were employed in the NB Transportation and Warehousing sector (94.0% full-time, 6.0% part-time)⁴
- 900 were unemployed⁴
- 5.1% of all employed in NB worked in this sector⁴
- 23.7% of employees in this NB sector were part of a union and/or covered by a collective agreement – versus 29.8% of all employees in the Province⁵



Employment by Size of Employer: 2018⁷ NB Transportation and Warehousing Sector



*This chart does not include the self-employed.

NB Unemployment Rate: 2018⁴

Transportation and Warehousing Sector vs All Sectors



4.7%



8.0%

Human Resources Profile

Demographics

In 2018:

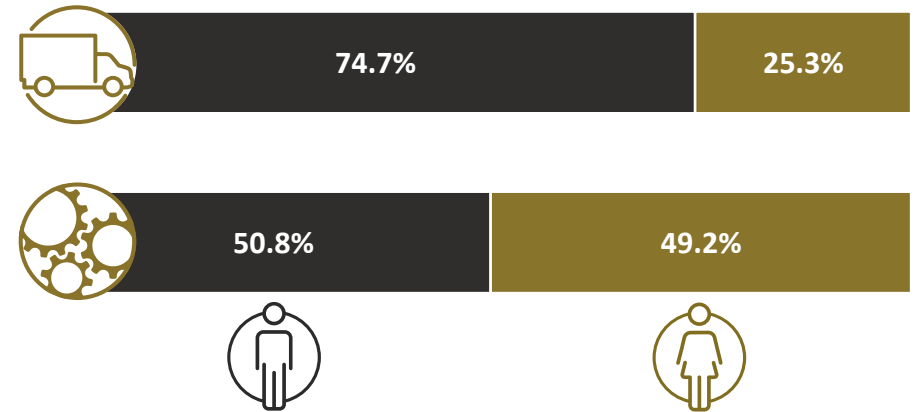
- 19,100 people were part of the labour force in the NB Transportation and Warehousing sector, of which 18,200 were employed⁴

From 2009 to 2018:

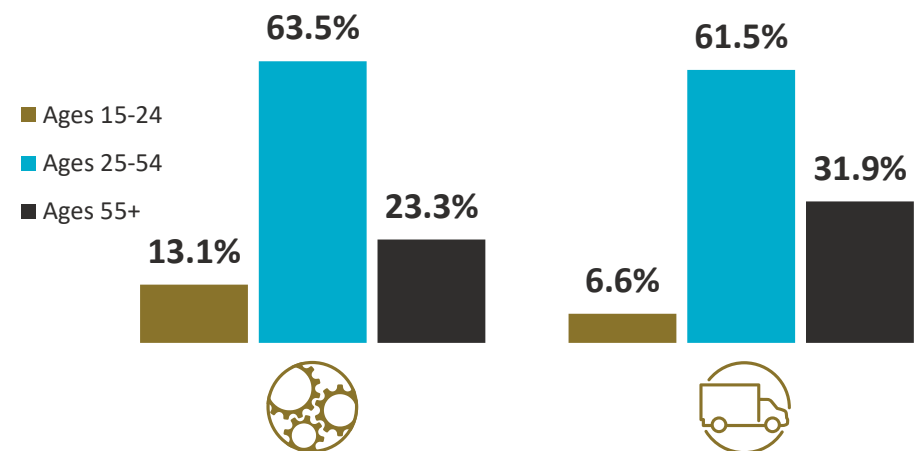
- The percentage of females employed in the sector decreased from 30.3% to 25.3%⁴
- The percentage of workers employed in this sector:⁴
 - Ages 15-24 increased 0.2 percentage points
 - Ages 25-54 decreased 12.4 percentage points
 - Ages 55 and over increased 12.2 percentage points



NB Employment by Sex: 2018⁴
Transportation and Warehousing Sector vs All Sectors



NB Employment Age Distribution: 2018⁴
Transportation and Warehousing Sector vs All Sectors



Major Occupations

In 2018:

- 45.6% of those working in the NB Transportation and Warehousing sector worked in one of the five National Occupation Code (NOC) occupations listed in the table to the right⁸
- These 7,900 employees represented 2.2% of all employed in NB⁸



Major Occupations: 2018 ⁸ NB Transportation and Warehousing Sector		
Occupation	Employed	NOC
Transport truck drivers	5,200	7511
Material handlers	700	7452
Mail, postal and related workers	700	1511
Letter carriers	700	1512
Delivery and courier service drivers	600	7514

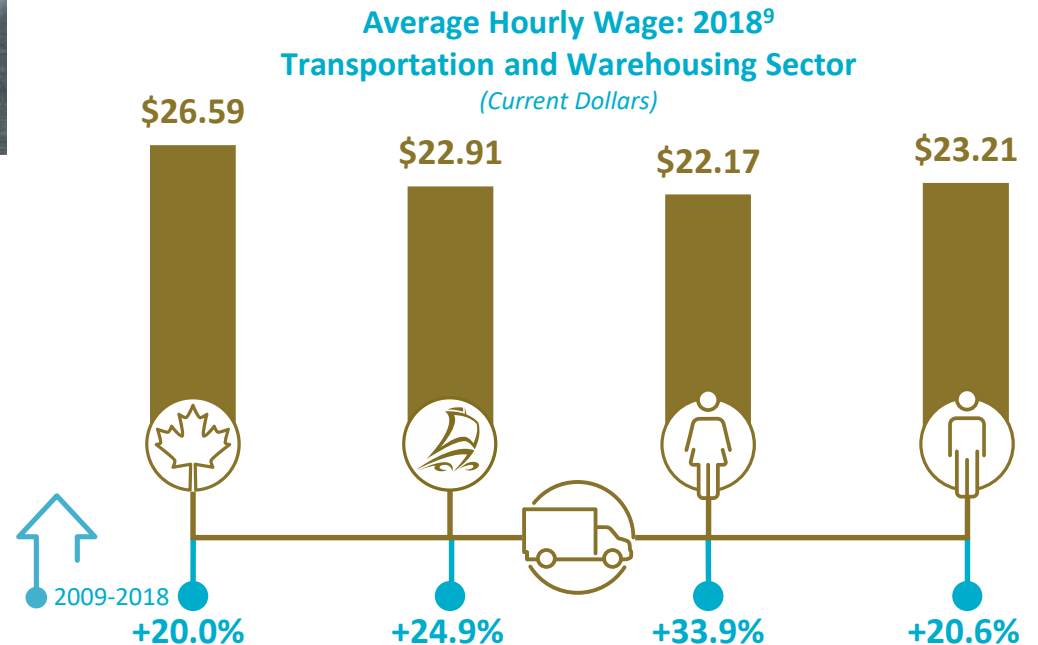
Wage and Salary Information

In 2018:

- The average wage in the NB Transportation and Warehousing sector (\$22.91) was greater than the average NB wage across all sectors (\$22.89)⁹

From 2009 to 2018:

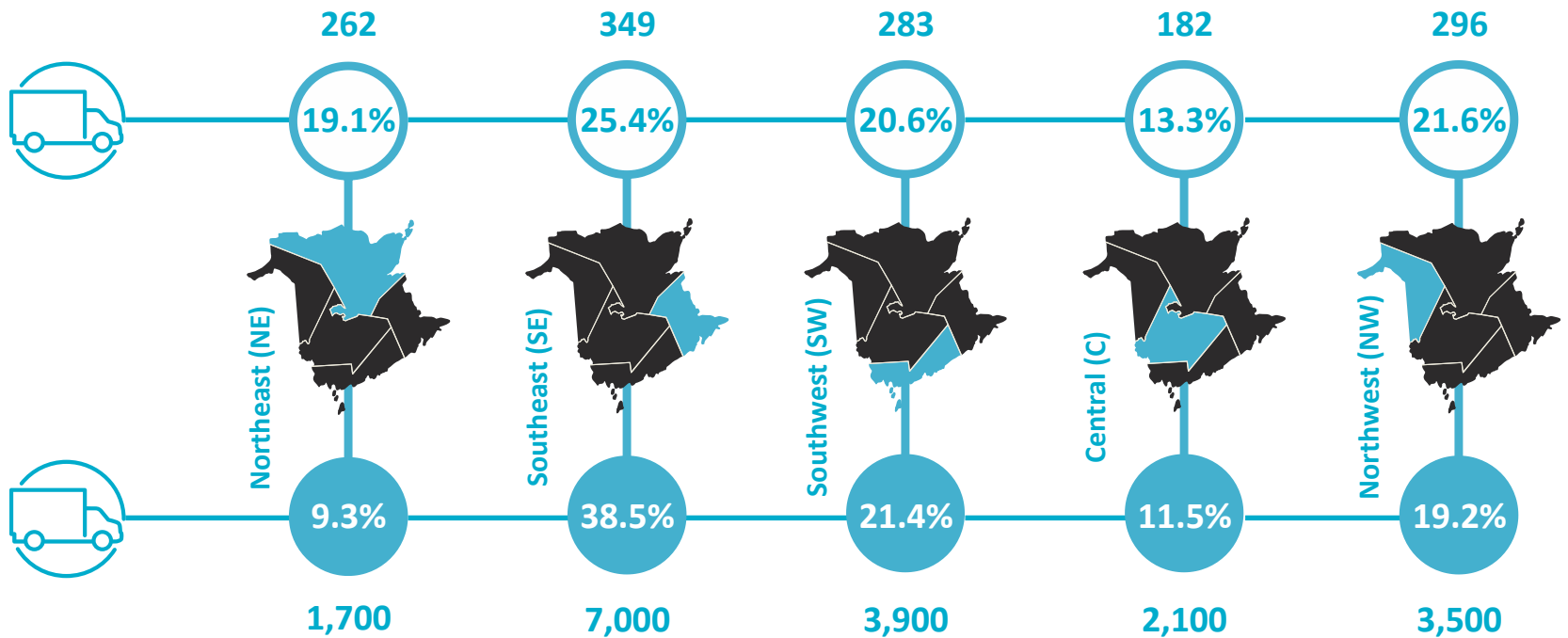
- The relative change in the sector's average wage (+24.9%) was greater than the relative change in the average NB wage across all sectors (+22.4%)⁹



Regional Highlights

Employers

Regional Distribution: 2018¹⁰

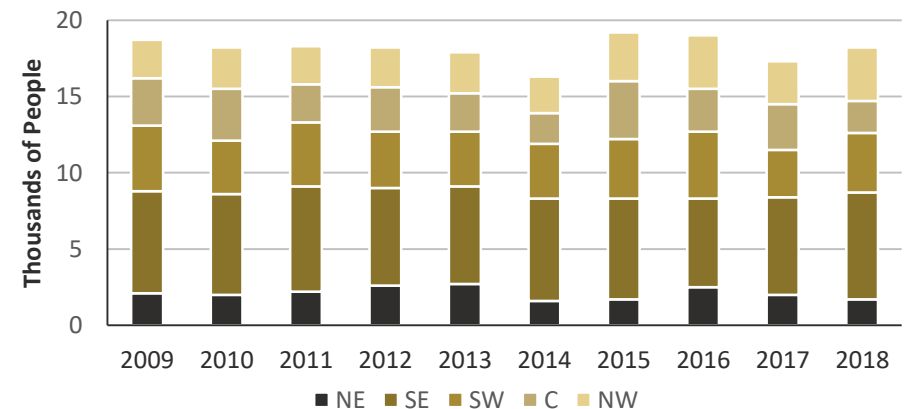


Employed

Regional Distribution: 2018¹¹

Number of Regional Employers by Employment Size: 2018 ¹⁰ NB Transportation and Warehousing Sector					
Region	1-9	10-49	50-199	200+	Total
NE	224	29	9	0	262
SE	253	65	24	7	349
SW	210	54	13	6	283
C	144	29	8	1	182
NW	249	38	8	1	296
Unknown	35	9	1	0	45
TOTAL	1,115	224	63	15	1,417

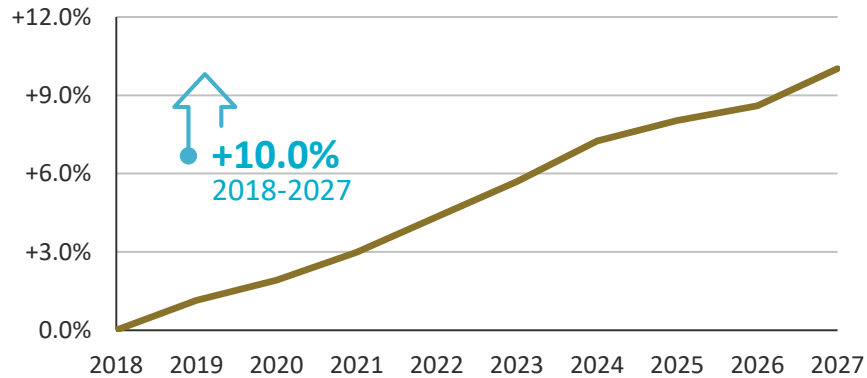
Employment by Economic Region: 2009-2018¹¹
NB Transportation and Warehousing Sector



Business Outlook 2018-2027

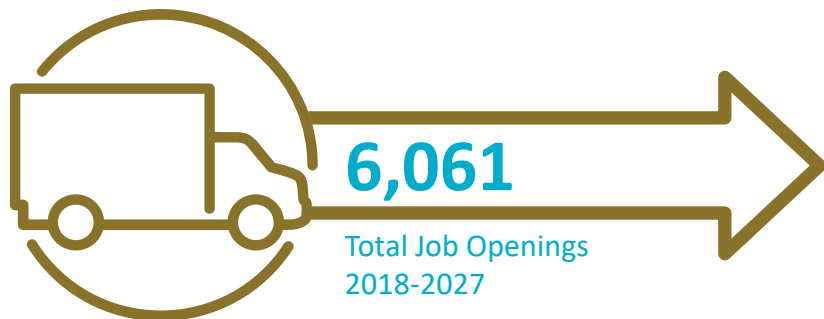
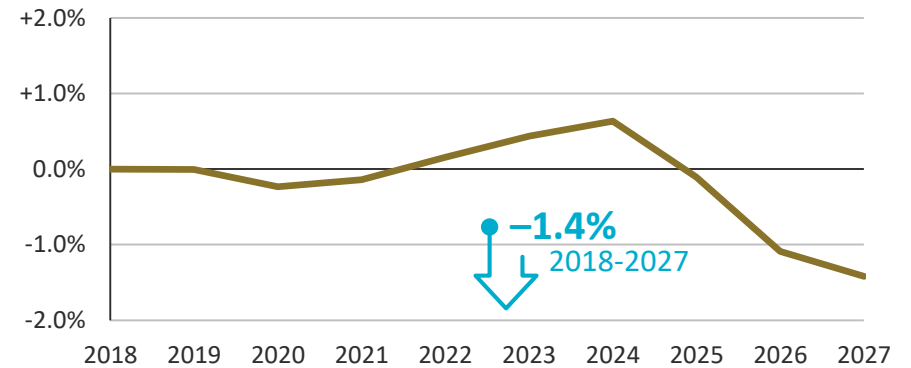
GDP Forecast

Forecasted Change in Real GDP⁸
NB Transportation and Warehousing Sector
(Relative to 2018)

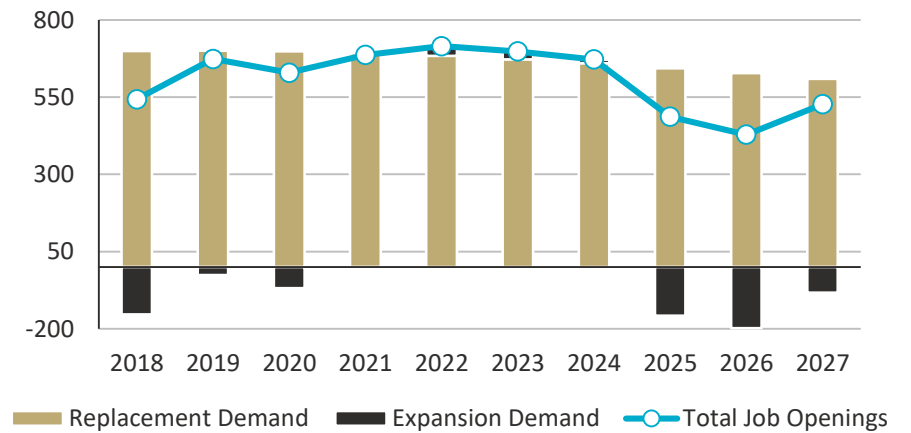


Employment Forecast

Forecasted Change in Employment⁸
NB Transportation and Warehousing Sector
(Relative to 2018)



Forecasted Job Openings⁸
NB Transportation and Warehousing Sector



Links for Further Information

Government Sources

- NBjobs.ca
- Labour Market Information
- Sector Definitions - North American Industry Classification System, 2017 (NAICS)
- Classification of Occupations - National Occupational Classification, 2016 (NOC)

Sector Associations

- Air Transport Association of Canada
- Association of Postal Officials of Canada
- Atlantic Provinces Trucking Association
- Canadian Trucking Alliance
- Railway Association of Canada
- Supply Chain Management Association
- Transportation Association of Canada

For Additional Information Contact:

New Brunswick Department of Post-Secondary Education,
Training and Labour

lmi@gnb.ca

Prepared by:



Data Sources

- ¹ Statistics Canada, Table 36-10-0400-01
- ² Statistics Canada, Table 36-10-0402-01
- ³ Statistics Canada, Table 36-10-0489-01
- ⁴ Statistics Canada, Table 14-10-0023-01
- ⁵ Statistics Canada, Table 14-10-0070-01
- ⁶ Statistics Canada, Table 14-10-0027-01



- ⁷ Statistics Canada, Table 14-10-0068-01
- ⁸ Stokes Economics, Customized New Brunswick Forecast
- ⁹ Statistics Canada, Table 14-10-0064-01
- ¹⁰ Statistics Canada via the Community Data Program
- ¹¹ Statistics Canada, Table 14-10-0092-01