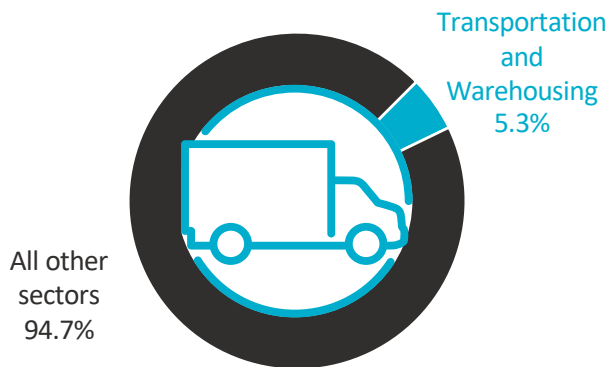




# A Profile of the TRANSPORTATION AND WAREHOUSING SECTOR IN NEW BRUNSWICK

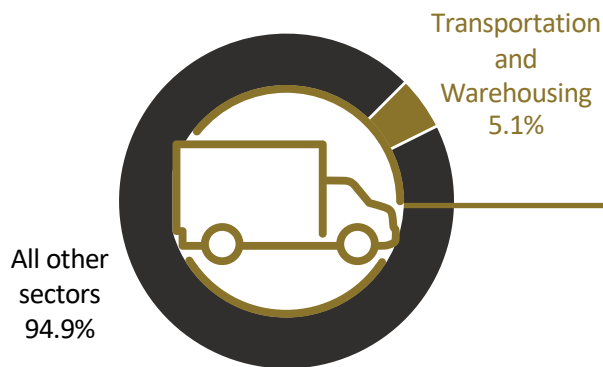
## Current Business Environment

### Real GDP\*



**\$1.5 Billion** in 2018  
A **14.0%** increase from 2009

### Employment



**18,200** in 2018  
A **3.2%** decrease from 2009

### Major Occupations

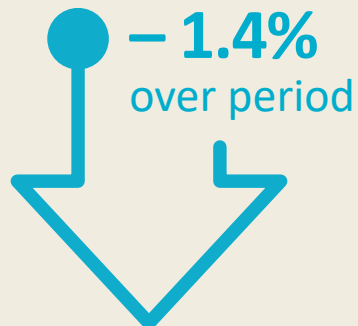
- 1** 5,200 – Transport truck drivers
- 2** 700 – Material handlers
- 3** 700 – Mail, postal and related workers
- 4** 700 – Letter carriers
- 5** 600 – Delivery and courier service drivers

## Business Outlook (2018-2027)

### Real GDP\*



### Employment



### Job Openings



### Legend

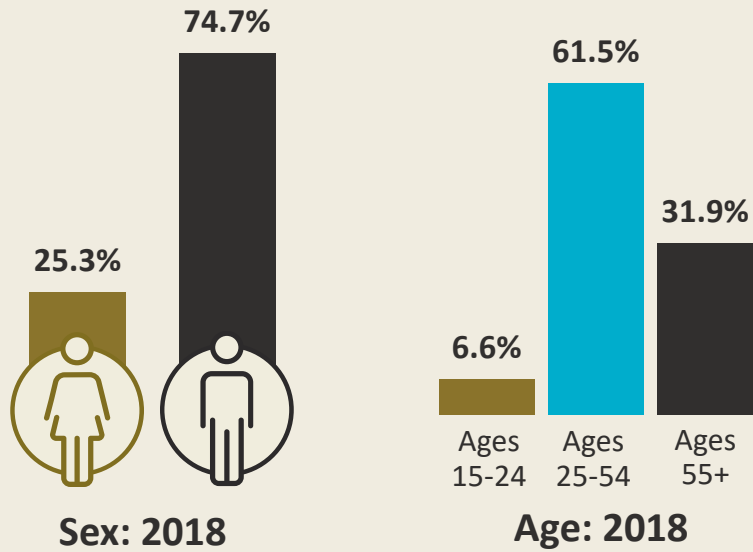
- Transportation and Warehousing sector
- New Brunswick
- Canada
- Male
- Female

\*Gross Domestic Product (GDP)

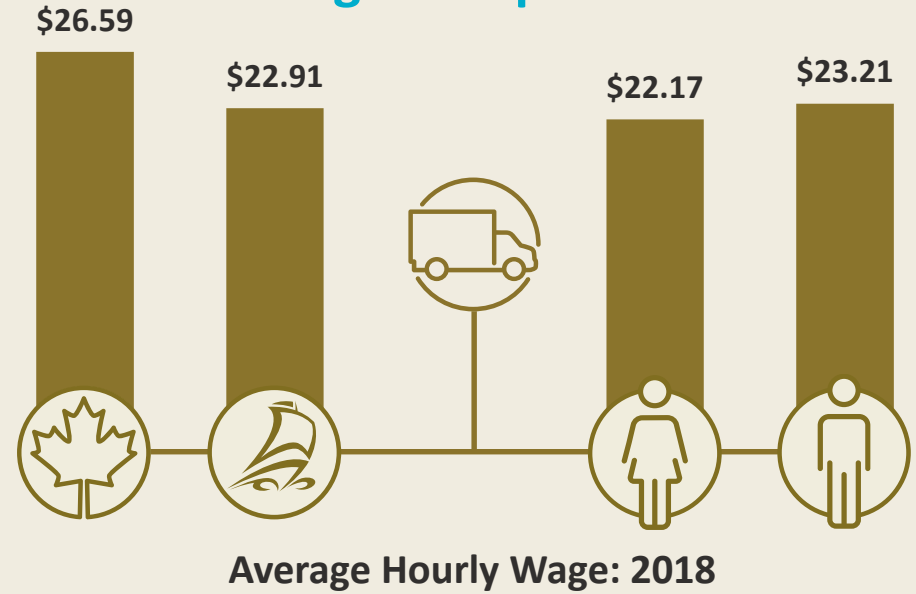
The scope of this profile includes North American Industry Classification System (NAICS 2017) sectors 48-49.

# Human Resources Profile

## Employment Demographics



## Wage Comparison



**Employers**  
1,417 in 2018

**Regional Highlights**

**Employed**  
18,200 in 2018

