



# A Profile of the MANUFACTURING SECTOR IN NEW BRUNSWICK

## Current Business Environment

### Real GDP\*



**\$3.0 Billion** in 2018  
A 5.9% increase from 2009

### Employment




**31,300** in 2018  
A 0.9% decrease from 2009

### Major Occupations

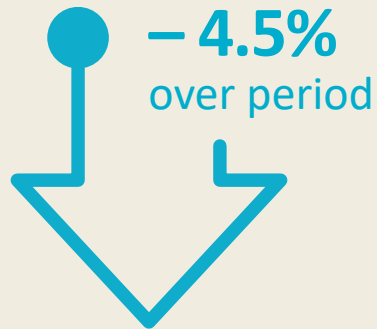
- 1** 2,200 – Labourers in fish and seafood processing
- 2** 1,200 – Manufacturing Managers
- 3** 1,100 – Labourers in wood, pulp and paper processing
- 4** 1,000 – Labourers in food, beverage and associated products processing
- 5** 1,000 – Fish and seafood plant workers

## Business Outlook (2018-2027)

### Real GDP\*



### Employment



### Job Openings



### Legend

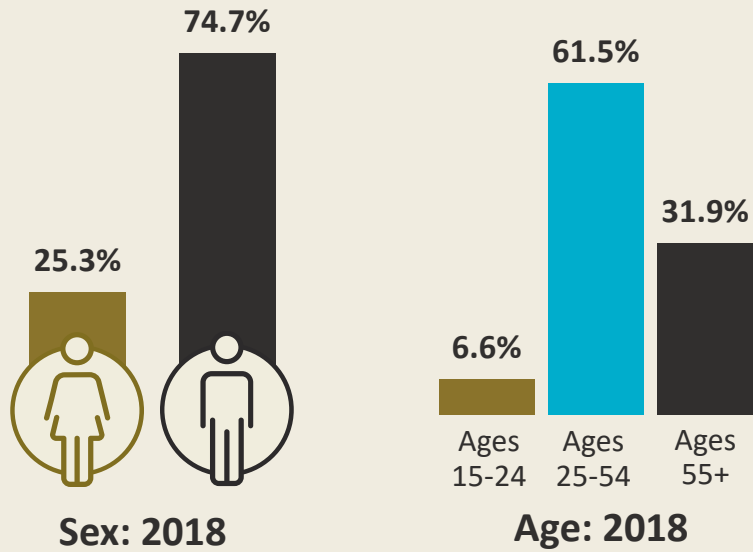
- Manufacturing sector
- New Brunswick
- Canada
- Male
- Female

\*Gross Domestic Product (GDP)

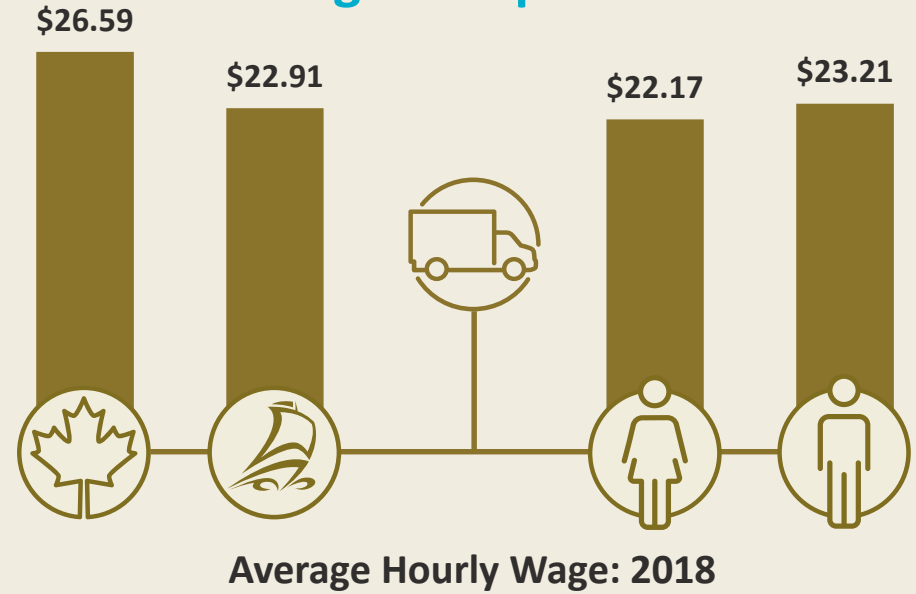
The scope of this profile includes North American Industry Classification System (NAICS 2017) sectors 31-33.

# Human Resources Profile

## Employment Demographics



## Wage Comparison



**Employers**  
1,417 in 2018

**Regional Highlights**

**Employed**  
18,200 in 2018

