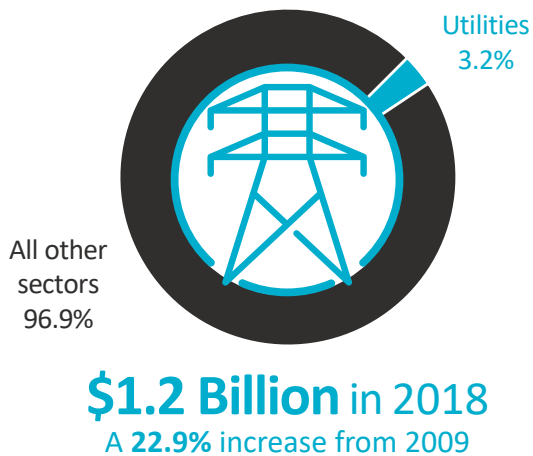




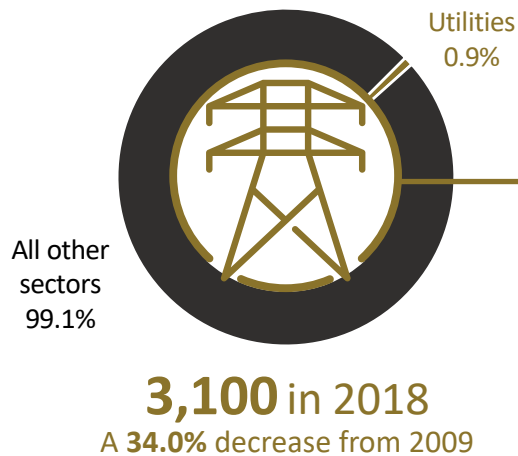
# A Profile of the UTILITIES SECTOR IN NEW BRUNSWICK

## Current Business Environment

### Real GDP\*



### Employment




### Major Occupations


- 1** 400 – Power engineers and power systems operators
- 2** 300 – Electrical power line and cable workers
- 3** 200 – Electrical and electronics engineers
- 4** 100 – Supervisors, petroleum, gas and chemical processing and utilities
- 5** 100 – Construction millwrights and industrial mechanics

## Business Outlook (2018-2027)

### Real GDP\*



### Employment



### Job Openings



### Legend

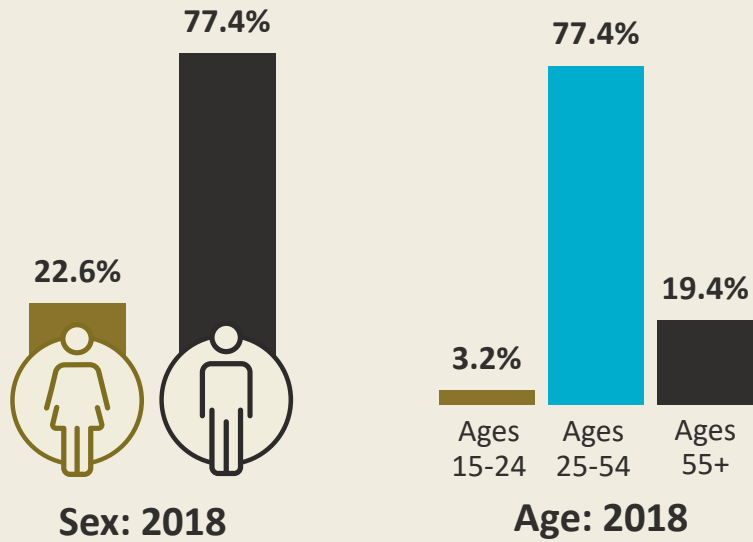
- Utilities sector
- New Brunswick
- Canada
- Male
- Female

\*Gross Domestic Product (GDP)

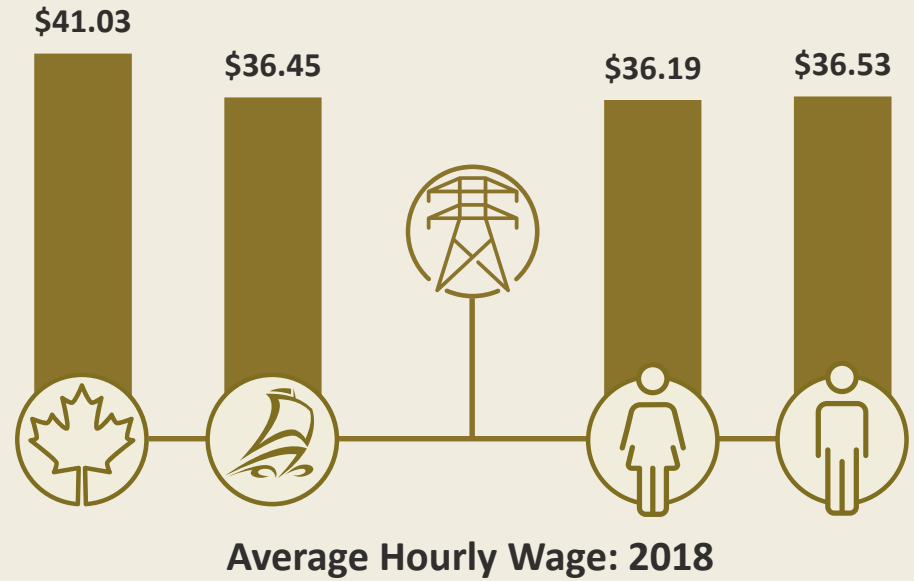
The scope of this profile includes North American Industry Classification System (NAICS 2017) sector 22.

# Human Resources Profile

## Employment Demographics



## Wage Comparison



**Employers**  
51 in 2018

**Regional Highlights**

**Employed**  
3,100 in 2018

