



# A Profile of the **OTHER SERVICES SECTOR** IN NEW BRUNSWICK

August 2019

**NBjobs.ca**

# Table of Contents

<b>Current Business Environment</b>	<b>2</b>
GDP and Productivity	2
Employment in New Brunswick	3
<b>Human Resources Profile</b>	<b>4</b>
Demographics	4
Major Occupations	5
Wage and Salary Information	5
<b>Regional Highlights</b>	<b>6</b>
Employers	6
Employed	6
<b>Business Outlook 2018-2027</b>	<b>7</b>
GDP Forecast	7
Employment Forecast	7
<b>Links for Further Information</b>	<b>8</b>
Government Sources	8
Sector Associations	8

*Note: This profile includes data from a variety of sources that use different methodologies and are subject to periodic retroactive revisions. As a result, data from one source may not match with data from other datasets. Information about the sources and methodologies used are available upon request. In some instances source data points have been suppressed. Where this occurs, the data values presented have been inferred from non-suppressed data. Also, some totals may not equal the sum of their components due to rounding.*

# Sector Definition

The Other Services sector comprises establishments, not classified to any other sector, primarily engaged in repairing, or performing general or routine maintenance, on motor vehicles, machinery, equipment and other products to ensure that they work efficiently; providing personal care services, funeral services, laundry services and other services to individuals, such as pet care services and photo finishing services; organizing and promoting religious activities; supporting various causes through grant-making, advocating (promoting) various social and political causes, and promoting and defending the interests of their members. Private households are also included.

The scope of this profile includes North American Industry Classification System (NAICS 2017) sector 81.

## Legend





# Current Business Environment

## GDP\* and Productivity

In 2018:


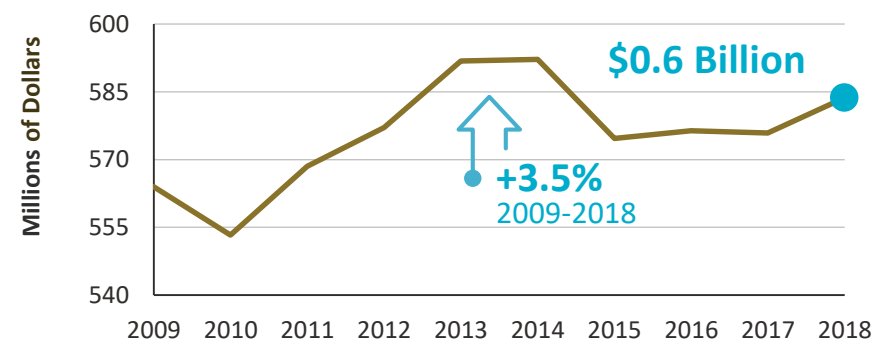
- The Other Services sector represented 2.0% of New Brunswick's (NB) GDP, contributing \$0.6 billion (*chained 2012 dollars*)<sup>1, 2</sup>
- NB Labour Productivity<sup>2, 3</sup> (*a measure of productivity based on GDP per hour worked in the sector*):
  - This sector – \$20.71 output per hour of work (*chained 2012 dollars*)
  - Average of all sectors – \$47.57 output per hour of work (*chained 2012 dollars*)

\* Gross Domestic Product

Proportion of GDP in NB: 2018<sup>1</sup>  
Other Services Sector



Real GDP<sup>2</sup>  
NB Other Services Sector  
(at Basic Prices, Chained 2012 Dollars)



## Employment in New Brunswick

In 2018:

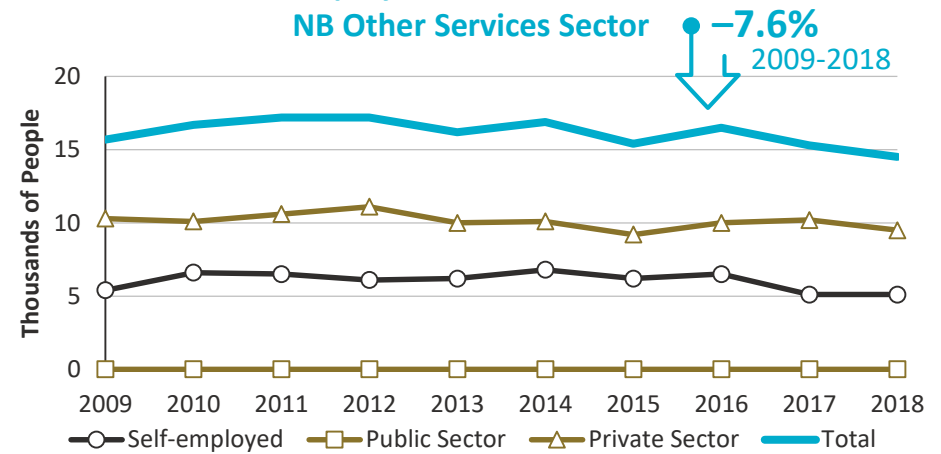
- 14,500 were employed in the NB Other Services sector (77.2% full-time, 22.8% part-time)<sup>4</sup>
- 400 were unemployed<sup>4</sup>
- 4.1% of all employed in NB worked in this sector<sup>4</sup>
- 8.4% of employees in this NB sector were part of a union and/or covered by a collective agreement – versus 29.8% of all employees in the Province<sup>5</sup>



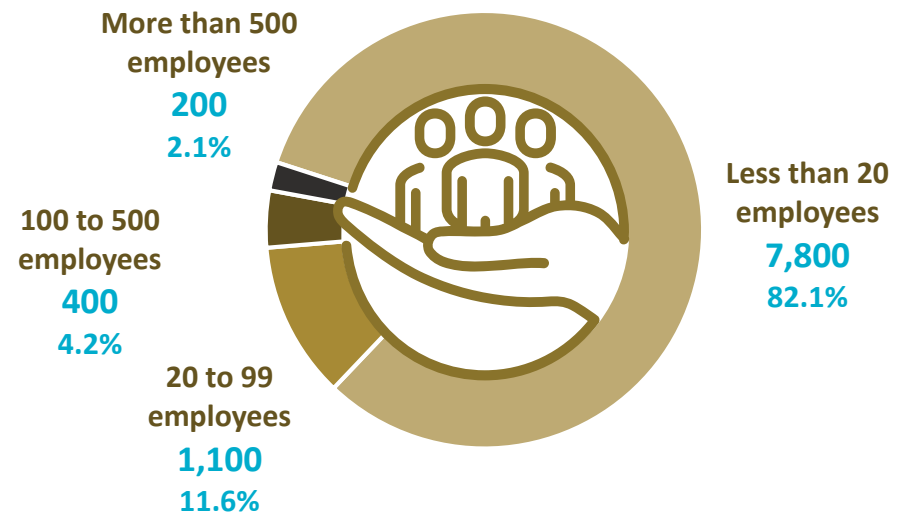
### NB Unemployment Rate: 2018<sup>4</sup> Other Services Sector vs All Sectors



### Employment: 2009-2018<sup>6</sup> NB Other Services Sector



### Employment by Size of Employer: 2018<sup>7</sup> NB Other Services Sector



\*This chart does not include the self-employed.

# Human Resources Profile

## Demographics

In 2018:

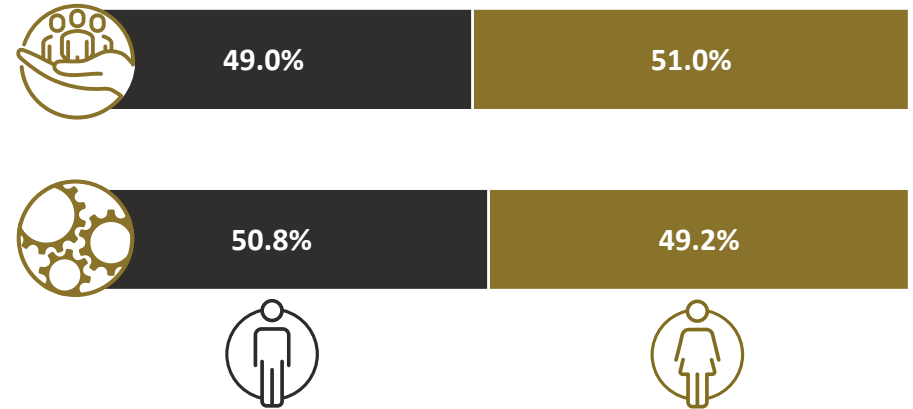
- 14,900 people were part of the labour force in the NB Other Services sector, of which 14,500 were employed<sup>4</sup>

From 2009 to 2018:

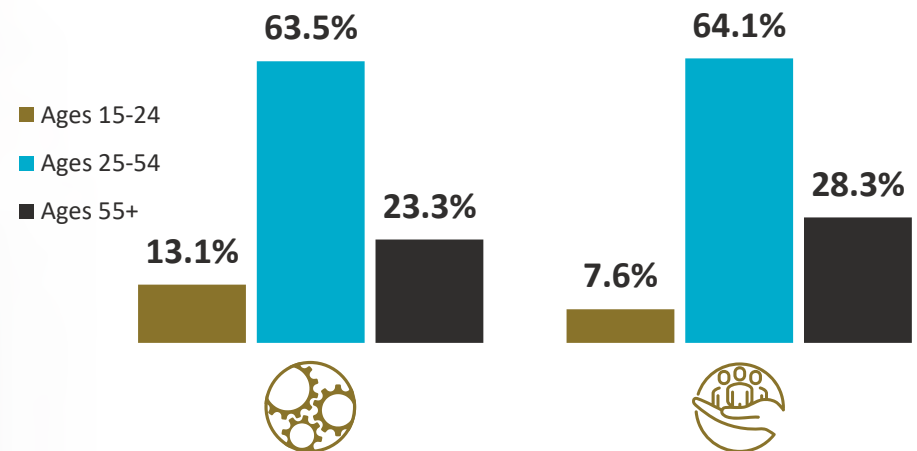
- The percentage of females employed in the sector decreased from 54.8% to 51.0%<sup>4</sup>
- The percentage of workers employed in this sector:<sup>4</sup>
  - Ages 15-24 decreased 6.4 percentage points
  - Ages 25-54 increased 1.7 percentage points
  - Ages 55 and over increased 4.7 percentage points



**NB Employment by Sex: 2018<sup>4</sup>**  
Other Services Sector vs All Sectors



**NB Employment Age Distribution: 2018<sup>4</sup>**  
Other Services Sector vs All Sectors



## Major Occupations

In 2018:

- 40.9% of those working in the NB Other Services sector worked in one of the five National Occupation Code (NOC) occupations listed in the table to the right<sup>8</sup>
- These 6,400 employees represented 1.8% of all employed in NB<sup>8</sup>



Major Occupations: 2018 <sup>8</sup> NB Other Services Sector		
Occupation	Employed	NOC
Hairstylists and barbers	2,500	6341
Automotive service technicians, truck and bus mechanics and mechanical repairers	1,800	7321
Estheticians, electrologists and related occupations	800	6562
Professional occupations in religion	800	4154
Administrative assistants	500	1241

## Wage and Salary Information

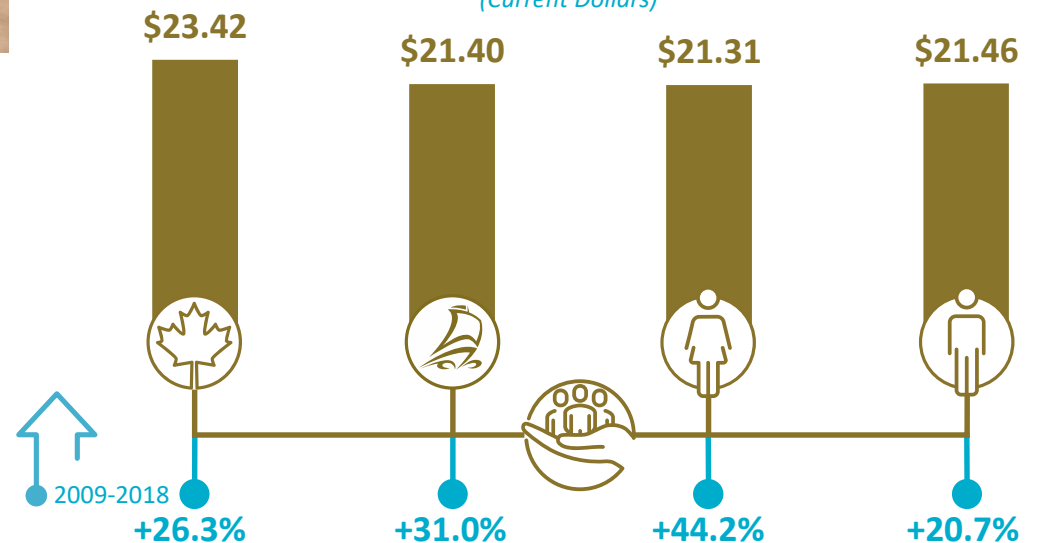
In 2018:

- The average wage in the NB Other Services sector (\$21.40) was less than the average NB wage across all sectors (\$22.89)<sup>9</sup>

From 2009 to 2018:

- The relative change in the sector's average wage (+31.0%) was greater than the relative change in the average NB wage across all sectors (+22.4%)<sup>9</sup>

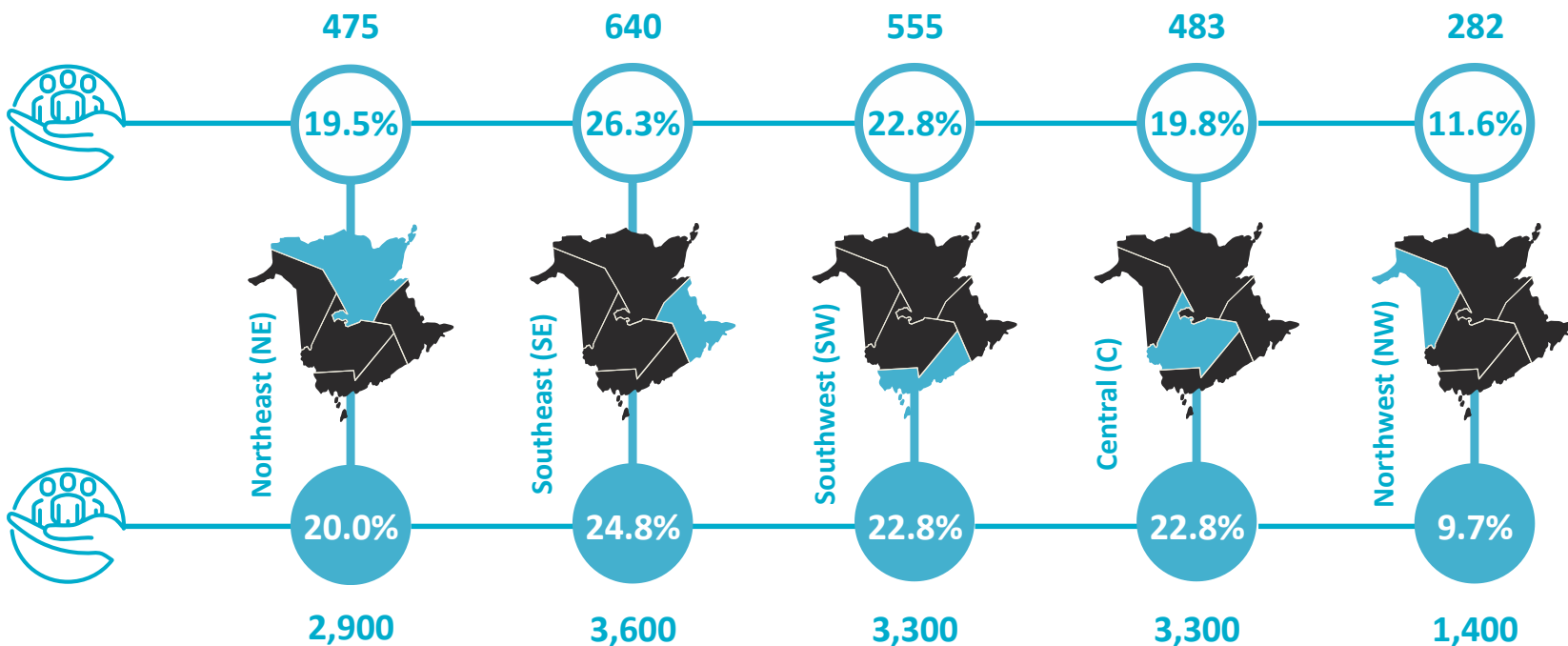
## Average Hourly Wage: 2018<sup>9</sup> Other Services Sector (Current Dollars)



# Regional Highlights

## Employers

Regional Distribution: 2018<sup>10</sup>

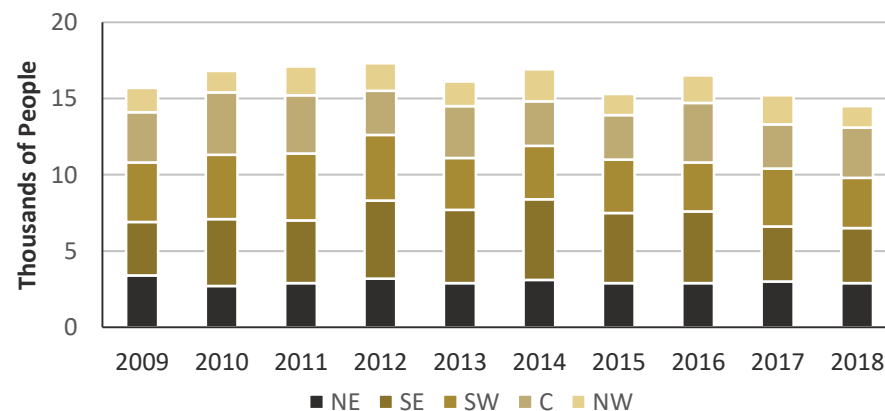


## Employed

Regional Distribution: 2018<sup>11</sup>

Number of Regional Employers by Employment Size: 2018 <sup>10</sup> NB Other Services Sector					
Region	1-9	10-49	50-199	200+	Total
NE	432	41	1	1	475
SE	544	86	10	0	640
SW	475	72	8	0	555
C	407	68	8	0	483
NW	264	18	0	0	282
Unknown	64	10	1	0	75
<b>TOTAL</b>	<b>2,186</b>	<b>295</b>	<b>28</b>	<b>1</b>	<b>2,510</b>

Employment by Economic Region: 2009-2018<sup>11</sup>  
NB Other Services Sector

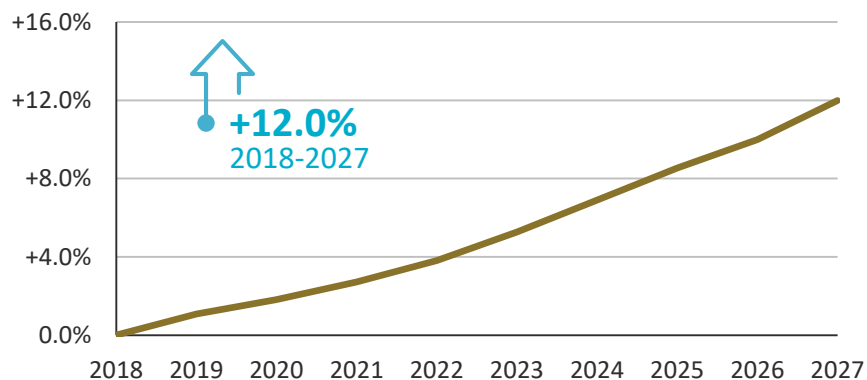




# Business Outlook 2018-2027

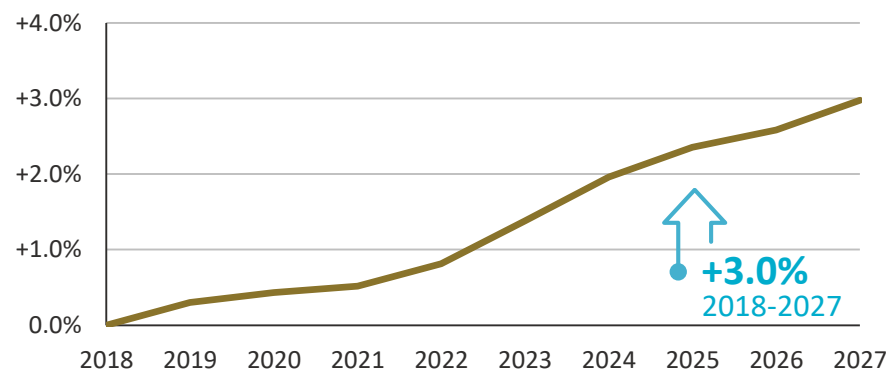
## GDP Forecast

**Forecasted Change in Real GDP<sup>8</sup>**  
**NB Other Services Sector**  
*(Relative to 2018)*

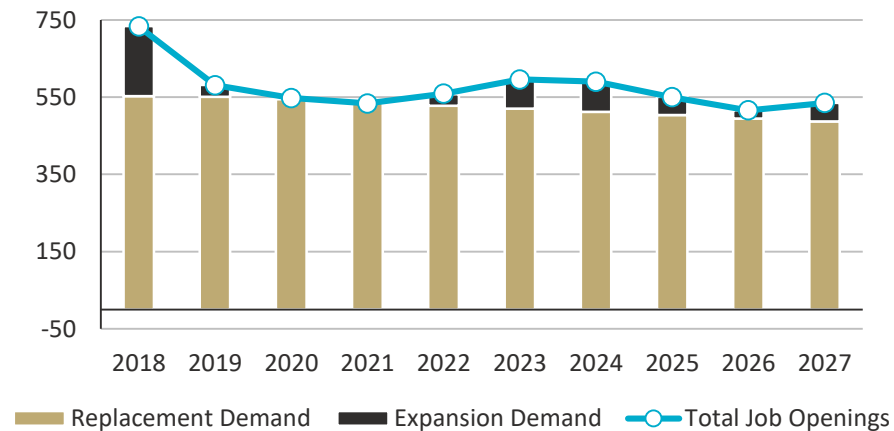


## Employment Forecast

**Forecasted Change in Employment<sup>8</sup>**  
**NB Other Services Sector**  
*(Relative to 2018)*



**Forecasted Job Openings<sup>8</sup>**  
**NB Other Services Sector**





# Links for Further Information

## Government Sources

- NBjobs.ca
- Labour Market Information
- Sector Definitions - North American Industry Classification System, 2017 (NAICS)
- Classification of Occupations - National Occupational Classification, 2016 (NOC)

## Sector Associations

- Automotive Industries Association of Canada
- Canadian Jewellers Association
- Cosmetology Association of New Brunswick
- New Brunswick Funeral Directors and Embalmers Association

## For Additional Information Contact:

New Brunswick Department of Post-Secondary Education,  
Training and Labour

lmi@gnb.ca



Prepared by:



## Data Sources

- <sup>1</sup> Statistics Canada, Table 36-10-0400-01
- <sup>2</sup> Statistics Canada, Table 36-10-0402-01
- <sup>3</sup> Statistics Canada, Table 36-10-0489-01
- <sup>4</sup> Statistics Canada, Table 14-10-0023-01
- <sup>5</sup> Statistics Canada, Table 14-10-0070-01
- <sup>6</sup> Statistics Canada, Table 14-10-0027-01

- <sup>7</sup> Statistics Canada, Table 14-10-0068-01
- <sup>8</sup> Stokes Economics, Customized New Brunswick Forecast
- <sup>9</sup> Statistics Canada, Table 14-10-0064-01
- <sup>10</sup> Statistics Canada via the Community Data Program
- <sup>11</sup> Statistics Canada, Table 14-10-0092-01