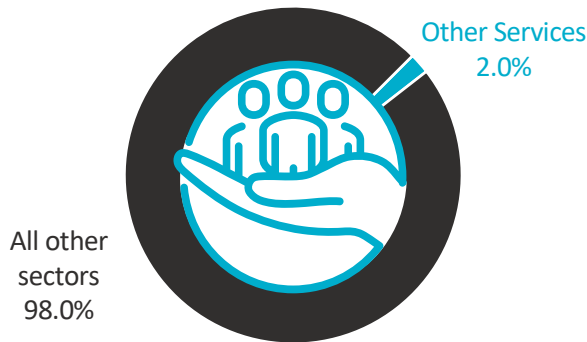




A Profile of the OTHER SERVICES SECTOR IN NEW BRUNSWICK

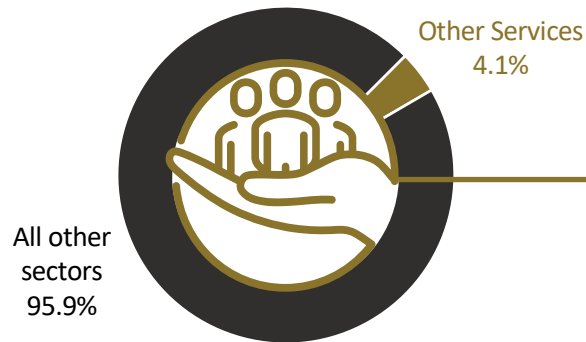
Current Business Environment

Real GDP*



\$0.6 Billion in 2018
A 3.5% increase from 2009

Employment




14,500 in 2018
A 7.6% decrease from 2009

Major Occupations

- 1** 2,500 – Hairstylists and barbers
- 2** 1,800 – Automotive service technicians, truck and bus mechanics and mechanical repairers
- 3** 800 – Estheticians, electrologists and related occupations
- 4** 800 – Professional occupations in religion
- 5** 500 – Administrative assistants

Business Outlook (2018-2027)

Real GDP*



Employment



Job Openings



Legend

- Other Services sector
- New Brunswick
- Canada
- Male
- Female

*Gross Domestic Product (GDP)

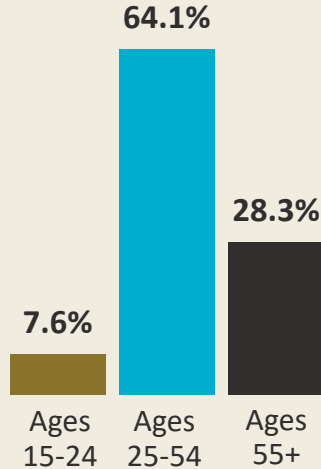
The scope of this profile includes North American Industry Classification System (NAICS 2017) sector 81.

Human Resources Profile

Employment Demographics

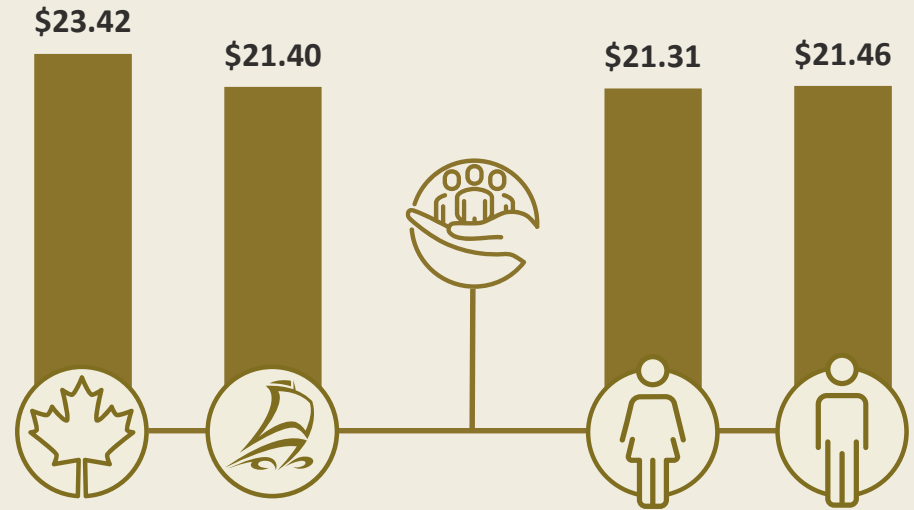


Sex: 2018



Age: 2018

Wage Comparison



Average Hourly Wage: 2018

Employers
2,510 in 2018

Regional Highlights

Employed
14,500 in 2018

