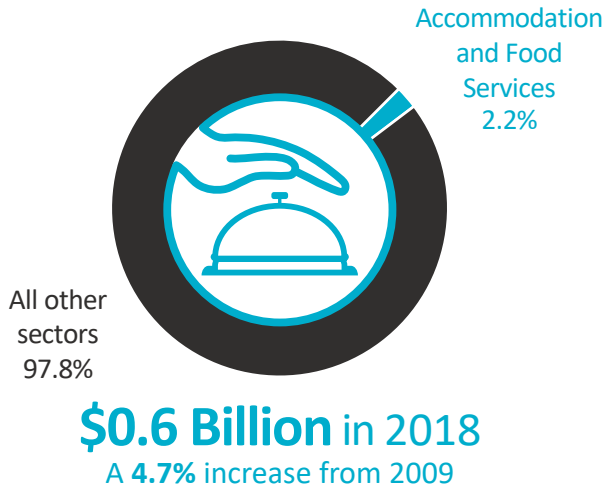




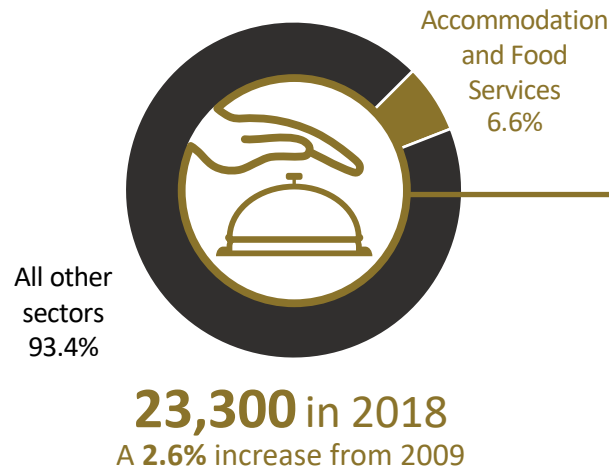
A Profile of the ACCOMMODATION AND FOOD SERVICES SECTOR IN NEW BRUNSWICK

Current Business Environment

Real GDP*



Employment




Major Occupations

- 1** 5,700 – Food counter attendants, kitchen helpers and related support occupations
- 2** 3,600 – Cooks
- 3** 3,200 – Food and beverage servers
- 4** 2,300 – Restaurant and food service managers
- 5** 1,700 – Cashiers

Business Outlook (2018-2027)

Real GDP*



Employment



Job Openings



Legend

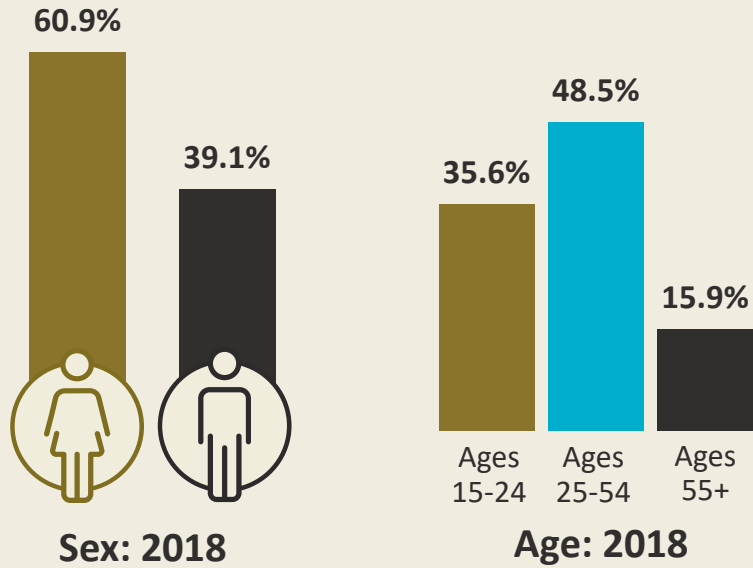
- Accommodation and Food Services sector
- New Brunswick
- Canada
- Male
- Female

*Gross Domestic Product (GDP)

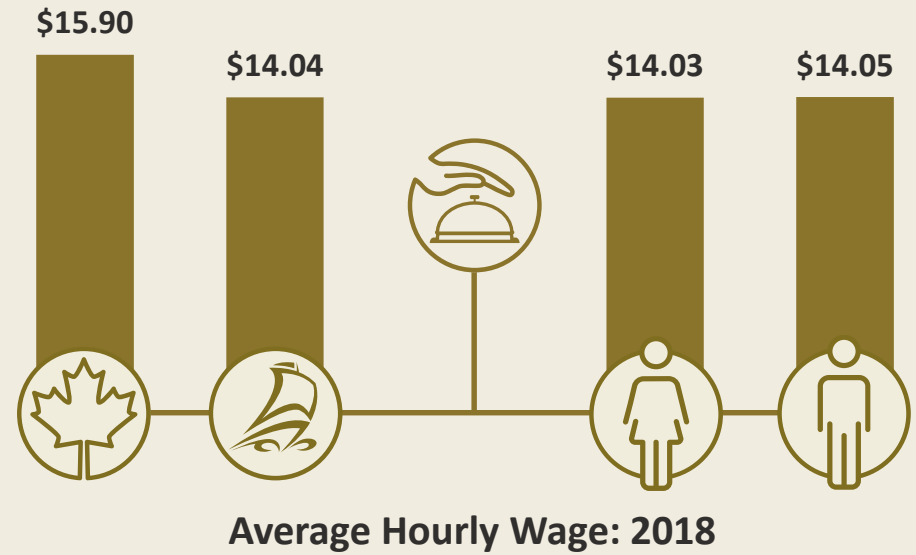
The scope of this profile includes North American Industry Classification System (NAICS 2017) sector 72.

Human Resources Profile

Employment Demographics



Wage Comparison



Employers
1,716 in 2018

Regional Highlights

Employed
23,300 in 2018

