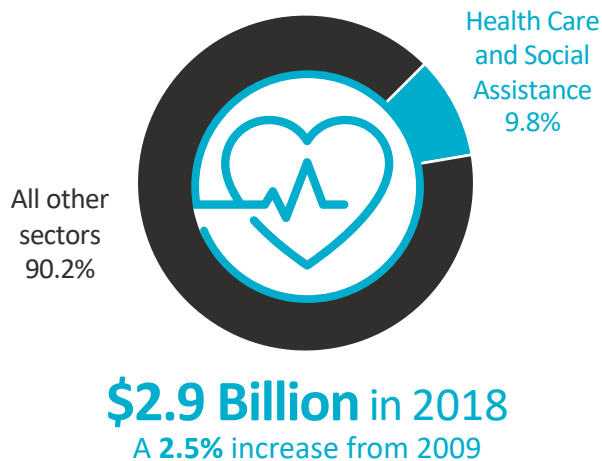




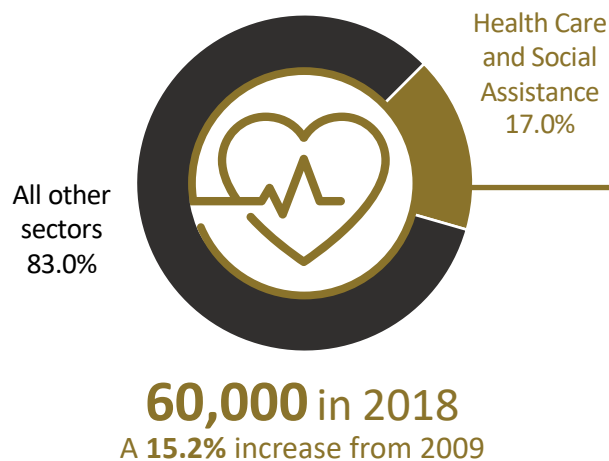
A Profile of the HEALTH CARE AND SOCIAL ASSISTANCE SECTOR IN NEW BRUNSWICK

Current Business Environment

Real GDP*



Employment




Major Occupations

- 1** 8,500 – Registered nurses and registered psychiatric nurses
- 2** 7,100 – Nurse aides, orderlies and patient service associates
- 3** 4,300 – Early childhood educators and assistants
- 4** 4,000 – Home support workers, housekeepers and related occupations
- 5** 2,900 – Licensed practical nurses

Business Outlook (2018-2027)

Real GDP*



Employment



Job Openings



Legend

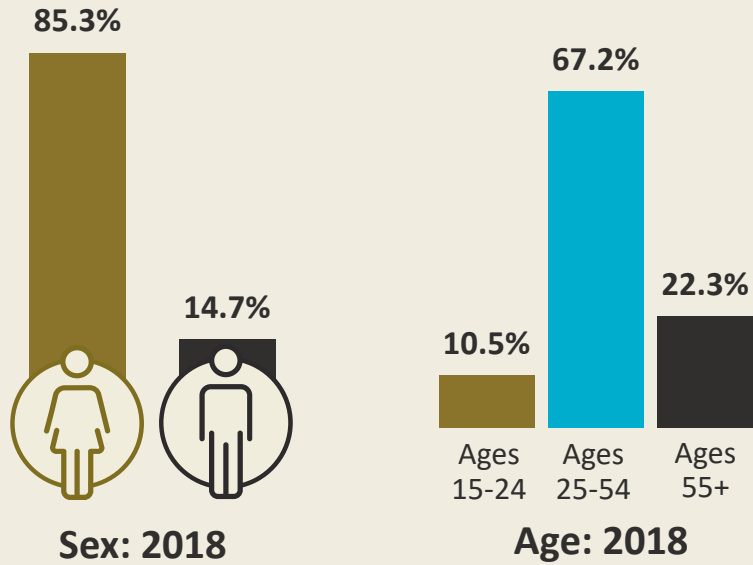
- Health Care and Social Assistance sector
- New Brunswick
- Canada
- Male
- Female

*Gross Domestic Product (GDP)

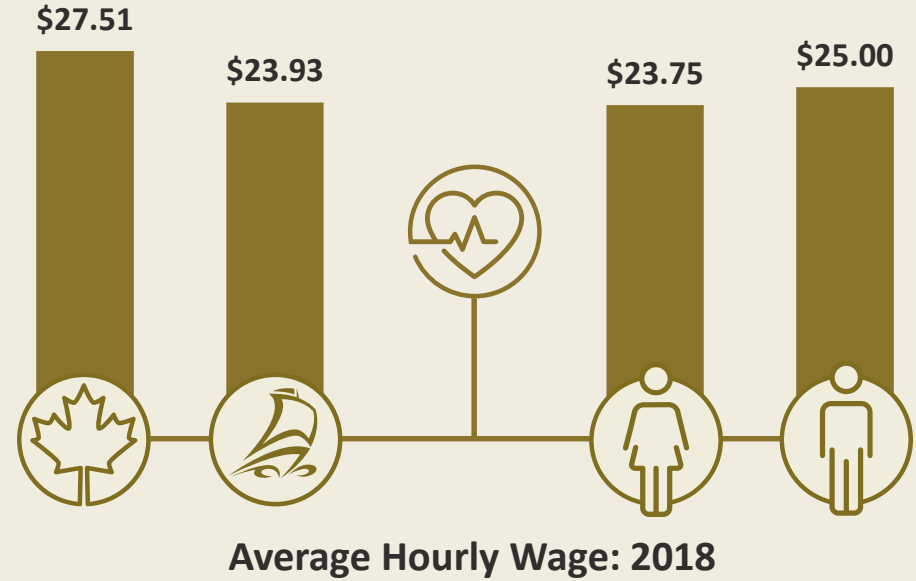
The scope of this profile includes North American Industry Classification System (NAICS 2017) sector 62.

Human Resources Profile

Employment Demographics



Wage Comparison



Regional Highlights

Employers
2,893 in 2018

Employed
60,000 in 2018

