



A Profile of the EDUCATIONAL SERVICES SECTOR IN NEW BRUNSWICK

August 2019

NBjobs.ca

Table of Contents

Current Business Environment	2
GDP and Productivity	2
Employment in New Brunswick	3
Human Resources Profile	4
Demographics	4
Major Occupations	5
Wage and Salary Information	5
Regional Highlights	6
Employers	6
Employed	6
Business Outlook 2018-2027	7
GDP Forecast	7
Employment Forecast	7
Links for Further Information	8
Government Sources	8
Sector Associations	8

Note: This profile includes data from a variety of sources that use different methodologies and are subject to periodic retroactive revisions. As a result, data from one source may not match with data from other datasets. Information about the sources and methodologies used are available upon request. In some instances source data points have been suppressed. Where this occurs, the data values presented have been inferred from non-suppressed data. Also, some totals may not equal the sum of their components due to rounding.

Sector Definition

The Educational Services sector consists of establishments that are primarily engaged in providing instruction and training in a wide variety of subjects. This instruction and training is provided by specialized establishments, such as schools, colleges, universities and training centres, which may be either publicly or privately owned and operated, and can be run either for profit or not.

The scope of this profile includes North American Industry Classification System (NAICS 2017) sector 61.

Legend



Educational Services sector



All sectors



Male



New Brunswick



Canada



Female

Current Business Environment

GDP* and Productivity

In 2018:

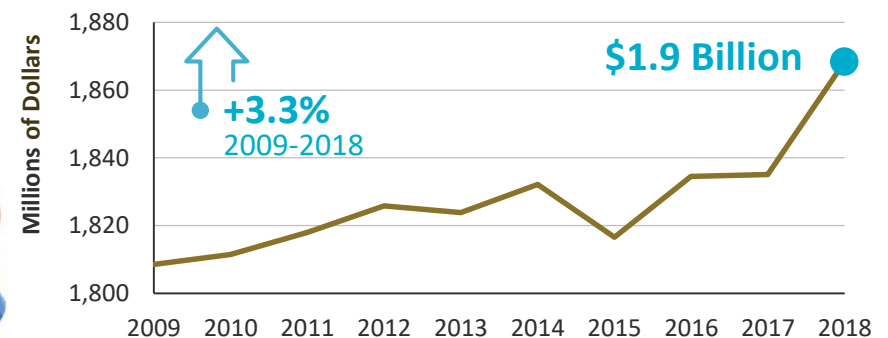
- The Educational Services sector represented 6.0% of New Brunswick's (NB) GDP, contributing \$1.9 billion (*chained 2012 dollars*)^{1, 2}
- NB Labour Productivity^{2, 3} (*a measure of productivity based on GDP per hour worked in the sector*):
 - This sector – \$45.75 output per hour of work (*chained 2012 dollars*)
 - Average of all sectors – \$47.57 output per hour of work (*chained 2012 dollars*)

* Gross Domestic Product

Proportion of GDP in NB: 2018¹ Educational Services Sector



Real GDP² NB Educational Services Sector (at Basic Prices, Chained 2012 Dollars)



Employment in New Brunswick

In 2018:

- 26,400 were employed in the NB Educational Services sector (85.2% full-time, 14.8% part-time)⁴
- 1,500 were unemployed⁴
- 7.5% of all employed in NB worked in this sector⁴
- 78.8% of employees in this NB sector were part of a union and/or covered by a collective agreement – versus 29.8% of all employees in the Province⁵



NB Unemployment Rate: 2018⁴ Educational Services Sector vs All Sectors

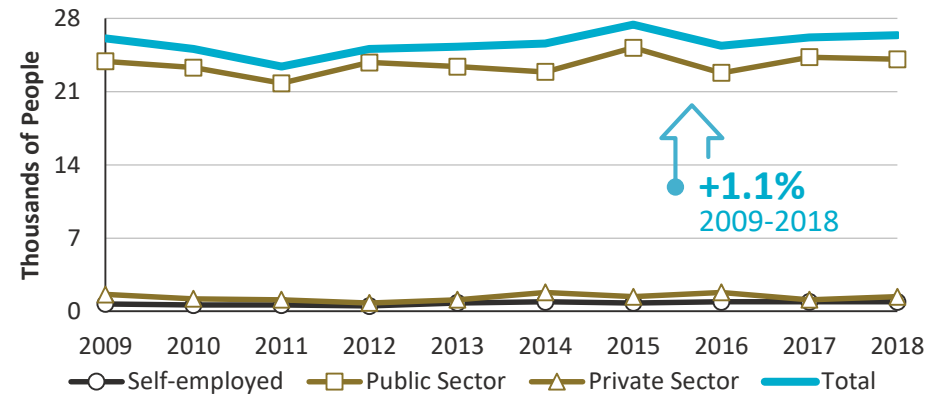


5.4%

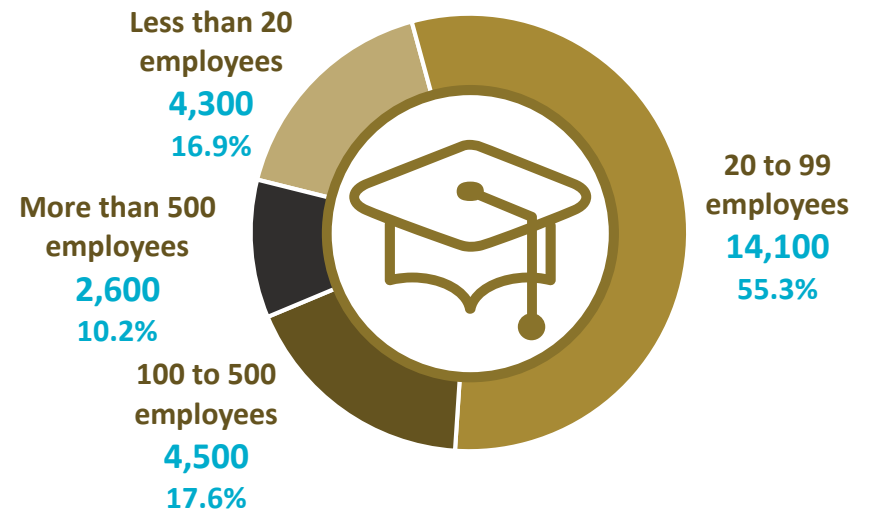


8.0%

Employment: 2009-2018⁶ NB Educational Services Sector



Employment by Size of Employer: 2018⁷ NB Educational Services Sector



*This chart does not include the self-employed.

Human Resources Profile

Demographics

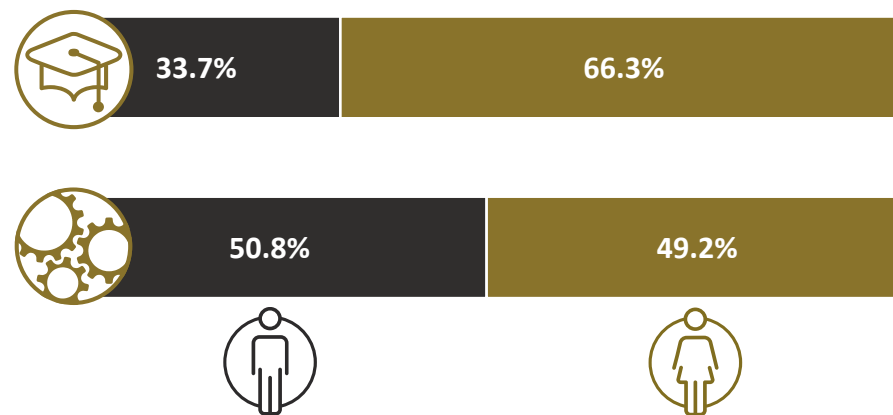
In 2018:

- 27,800 people were part of the labour force in the NB Educational Services sector, of which 26,400 were employed⁴

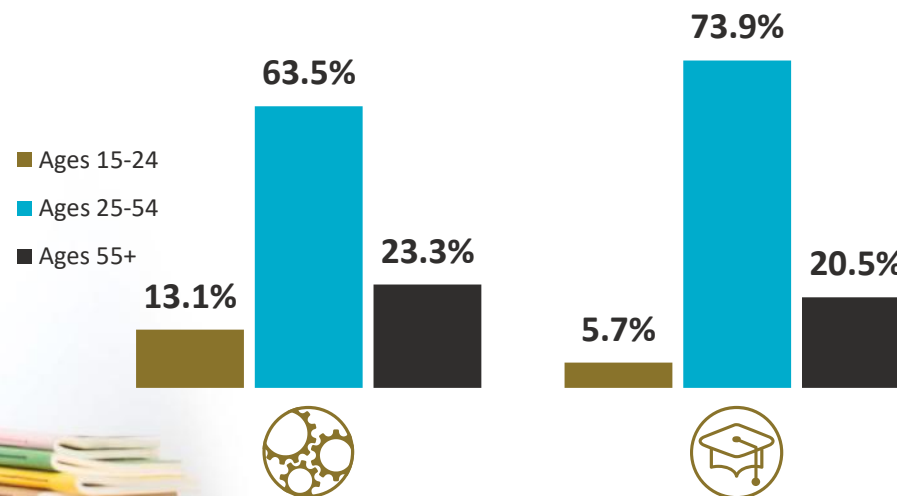
From 2009 to 2018:

- The percentage of females employed in the sector increased from 63.2% to 66.3%⁴
- The percentage of workers employed in this sector:⁴
 - Ages 15-24 decreased 0.4 percentage points
 - Ages 25-54 decreased 3.9 percentage points
 - Ages 55 and over increased 4.4 percentage points

NB Employment by Sex: 2018⁴
Educational Services Sector vs All Sectors



NB Employment Age Distribution: 2018⁴
Educational Services Sector vs All Sectors



Major Occupations

In 2018:

- 58.6% of those working in the NB Educational Services sector worked in one of the five National Occupation Code (NOC) occupations listed in the table to the right⁸
- These 15,300 employees represented 4.3% of all employed in NB⁸



Major Occupations: 2018 ⁸ NB Educational Services Sector		
Occupation	Employed	NOC
Elementary school and kindergarten teachers	5,900	4032
Elementary and secondary school teacher assistants	3,300	4413
Secondary school teachers	3,100	4031
University professors and lecturers	1,700	4011
Janitors, caretakers and building superintendents	1,300	6733

Wage and Salary Information

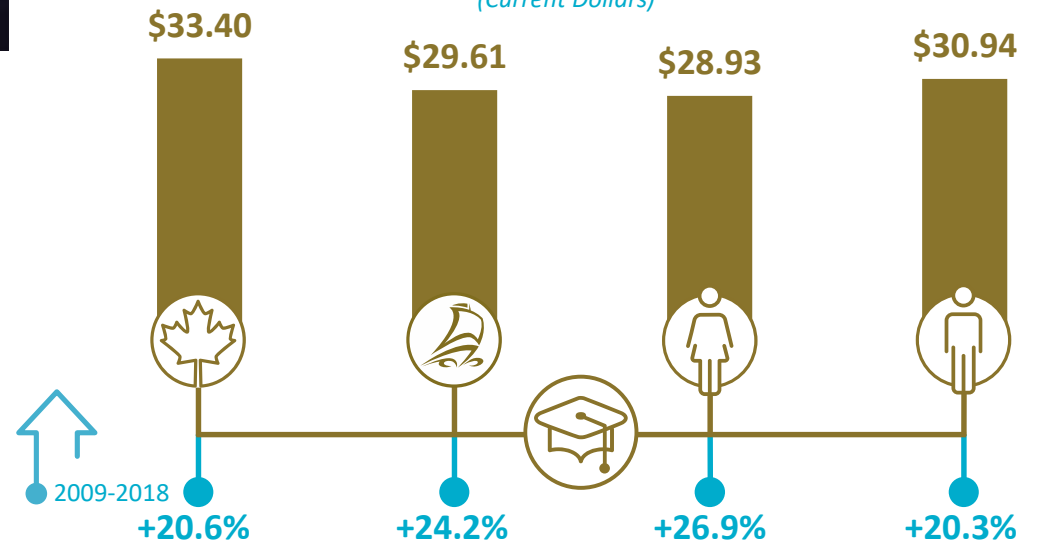
In 2018:

- The average wage in the NB Educational Services sector (\$29.61) was greater than the average NB wage across all sectors (\$22.89)⁹

From 2009 to 2018:

- The relative change in the sector's average wage (+24.2%) was greater than the relative change in the average NB wage across all sectors (+22.4%)⁹

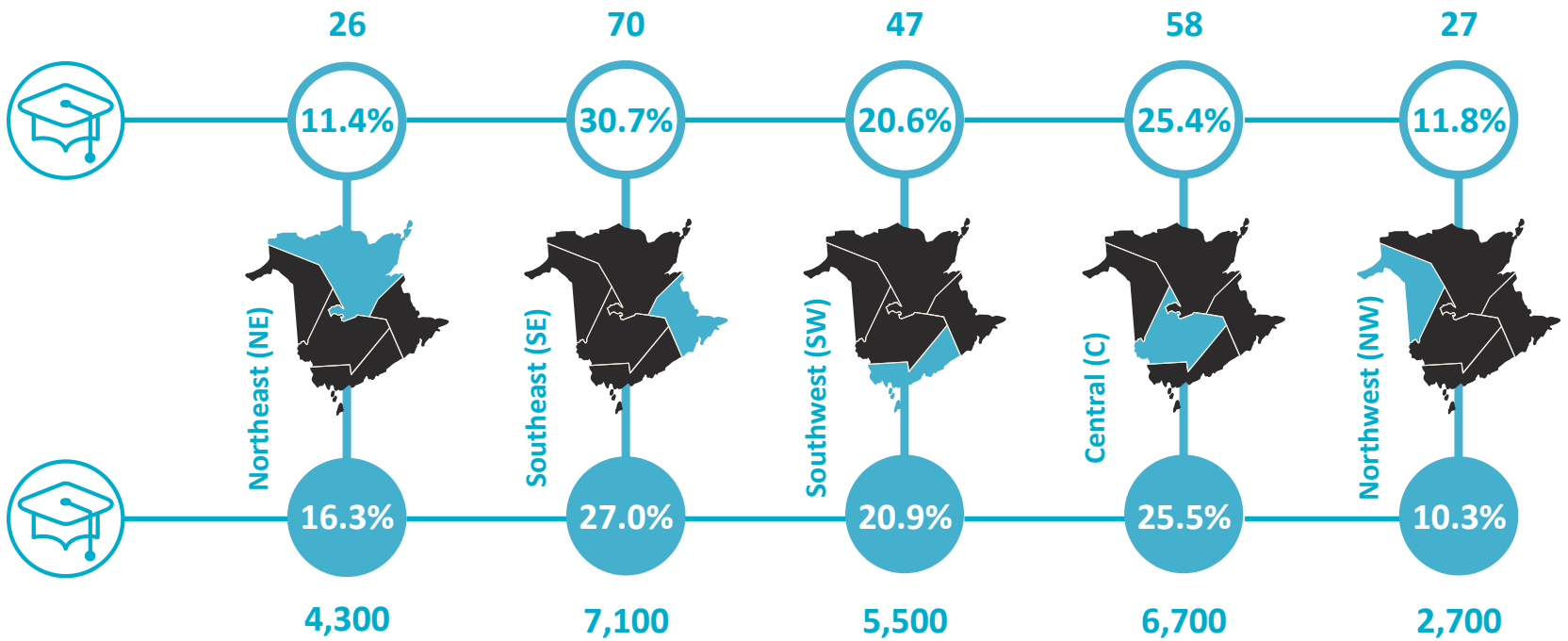
Average Hourly Wage: 2018⁹ Educational Services Sector (Current Dollars)



Regional Highlights

Employers

Regional Distribution: 2018¹⁰

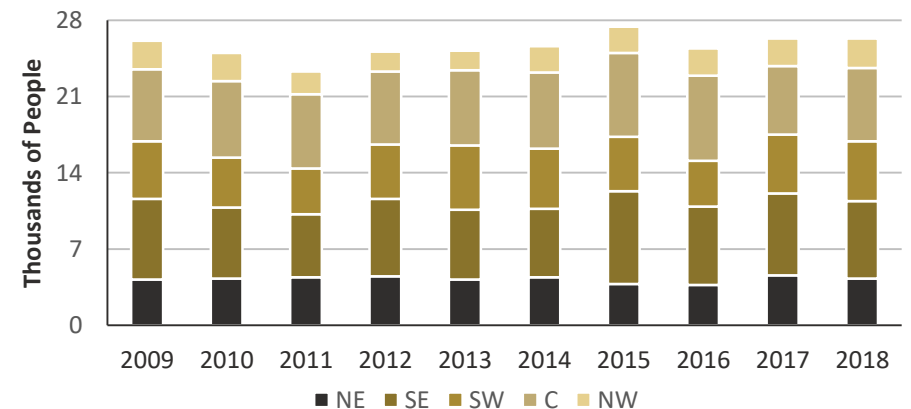


Employed

Regional Distribution: 2018¹¹

Number of Regional Employers by Employment Size: 2018 ¹⁰ NB Educational Services Sector					
Region	1-9	10-49	50-199	200+	Total
NE	17	4	4	1	26
SE	40	24	3	3	70
SW	31	12	4	0	47
C	35	18	2	3	58
NW	21	4	2	0	27
Unknown	11	1	3	0	15
TOTAL	155	63	18	7	243

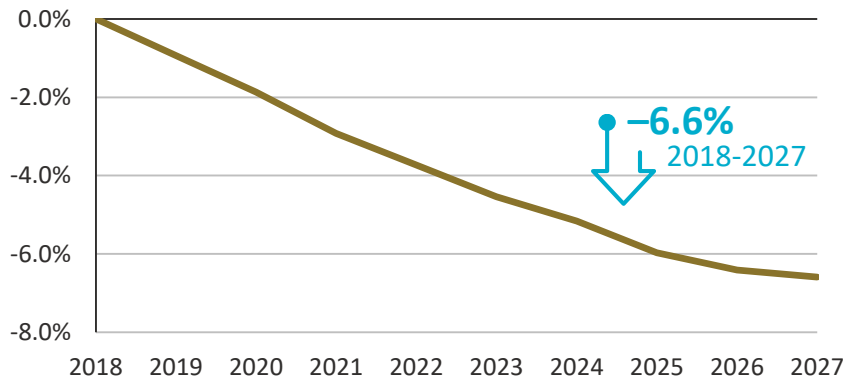
Employment by Economic Region: 2009-2018¹¹
NB Educational Services Sector



Business Outlook 2018-2027

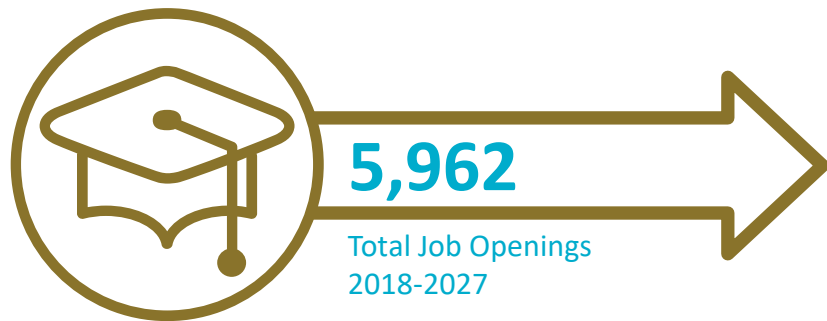
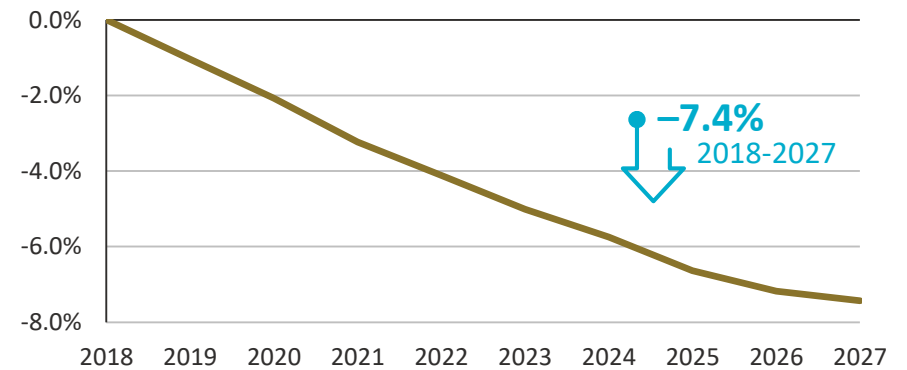
GDP Forecast

Forecasted Change in Real GDP⁸
NB Educational Services Sector
(Relative to 2018)

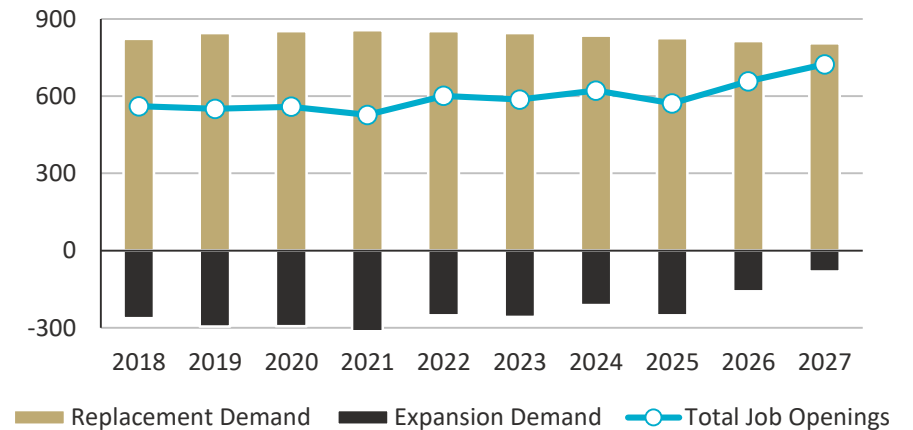


Employment Forecast

Forecasted Change in Employment⁸
NB Educational Services Sector
(Relative to 2018)



Forecasted Job Openings⁸
NB Educational Services Sector



Links for Further Information

Government Sources

- NBjobs.ca
- Labour Market Information
- Sector Definitions - North American Industry Classification System, 2017 (NAICS)
- Classification of Occupations - National Occupational Classification, 2016 (NOC)

Sector Associations

- Association des enseignantes et des enseignants francophones du Nouveau-Brunswick
- Colleges and Institutes Canada
- Canadian Association of University Teachers
- Canadian Education Association
- Canadian Teachers' Federation
- New Brunswick Association of Private Colleges and Universities
- New Brunswick Teachers' Association
- New Brunswick Teachers' Federation
- Universities Canada

For Additional Information Contact:

New Brunswick Department of Post-Secondary Education,
Training and Labour

lmi@gnb.ca

Prepared by:



Data Sources

- ¹ Statistics Canada, Table 36-10-0400-01
- ² Statistics Canada, Table 36-10-0402-01
- ³ Statistics Canada, Table 36-10-0489-01
- ⁴ Statistics Canada, Table 14-10-0023-01
- ⁵ Statistics Canada, Table 14-10-0070-01
- ⁶ Statistics Canada, Table 14-10-0027-01

⁷ Statistics Canada, Table 14-10-0068-01

⁸ Stokes Economics, Customized New Brunswick Forecast

⁹ Statistics Canada, Table 14-10-0064-01

¹⁰ Statistics Canada via the Community Data Program

¹¹ Statistics Canada, Table 14-10-0092-01

