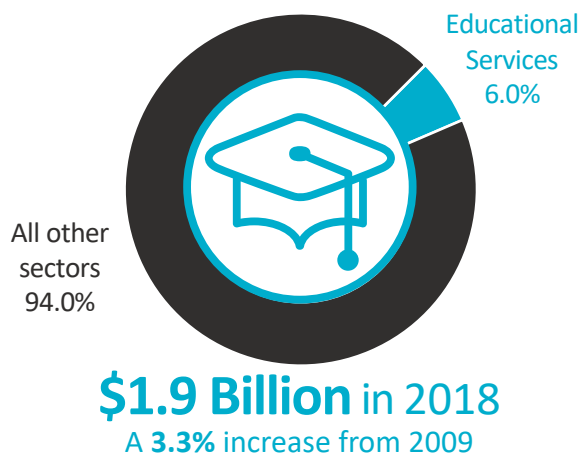




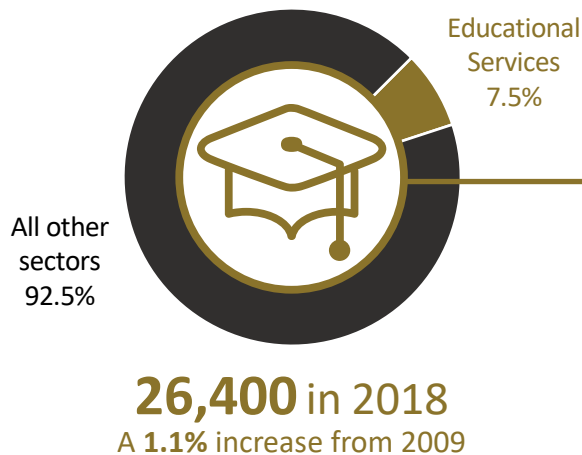
# A Profile of the EDUCATIONAL SERVICES SECTOR IN NEW BRUNSWICK

## Current Business Environment

### Real GDP\*



### Employment




### Major Occupations

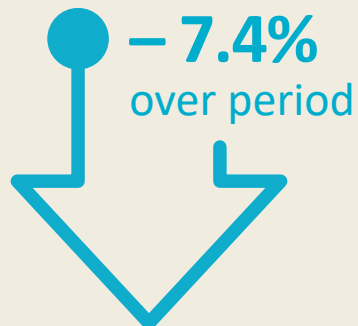
- 1 5,900 – Elementary school and kindergarten teachers
- 2 3,300 – Elementary and secondary school teacher assistants
- 3 3,100 – Secondary school teachers
- 4 1,700 – University professors and lecturers
- 5 1,300 – Janitors, caretakers and building superintendents

## Business Outlook (2018-2027)

### Real GDP\*



### Employment



### Job Openings



### Legend

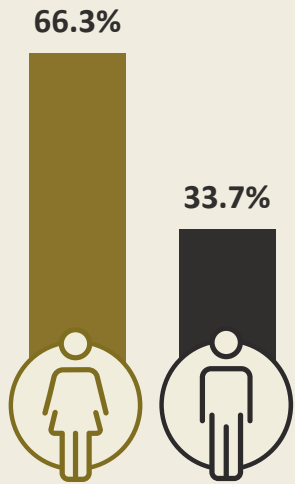
- Educational Services sector
- New Brunswick
- Canada
- Male
- Female

\*Gross Domestic Product (GDP)

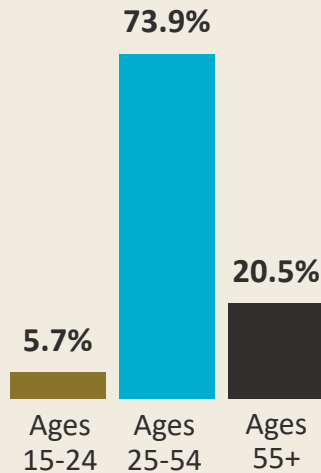
The scope of this profile includes North American Industry Classification System (NAICS 2017) sector 61.

# Human Resources Profile

## Employment Demographics

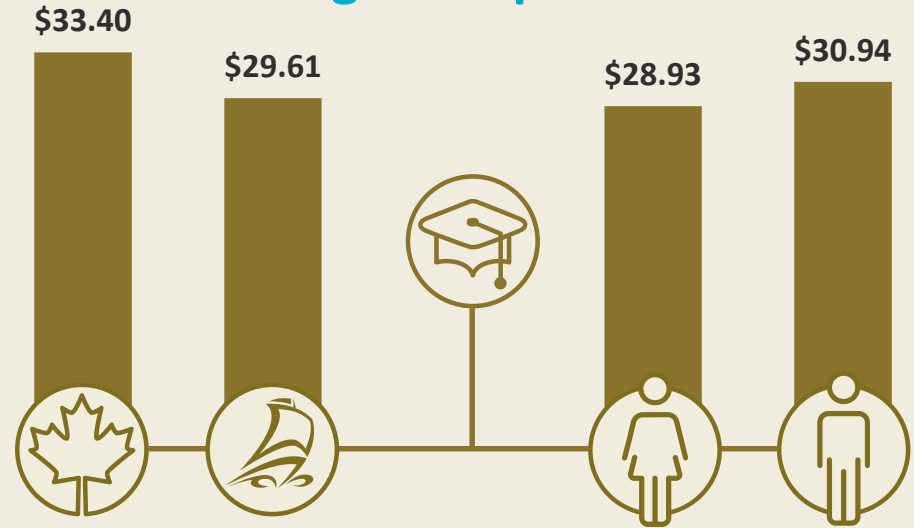


Sex: 2018



Age: 2018

## Wage Comparison



Average Hourly Wage: 2018

## Employers

243 in 2018

## Regional Highlights

## Employed

26,400 in 2018

