



A Profile of the
**BUSINESS, BUILDING
AND OTHER SUPPORT
SERVICES SECTOR
IN NEW BRUNSWICK**

August 2019

NBjobs.ca

Table of Contents

Current Business Environment	2
GDP and Productivity	2
Employment in New Brunswick	3
Human Resources Profile	4
Demographics	4
Major Occupations	5
Wage and Salary Information	5
Regional Highlights	6
Employers	6
Employed	6
Business Outlook 2018-2027	7
GDP Forecast	7
Employment Forecast	7
Links for Further Information	8
Government Sources	8
Sector Associations	8

Note: This profile includes data from a variety of sources that use different methodologies and are subject to periodic retroactive revisions. As a result, data from one source may not match with data from other datasets. Information about the sources and methodologies used are available upon request. In some instances source data points have been suppressed. Where this occurs, the data values presented have been inferred from non-suppressed data. Also, some totals may not equal the sum of their components due to rounding.

Sector Definition

For the purpose of this profile, the Business, Building and Other Support Services sector includes the following sectors:

Management of Companies and Enterprises: This sector consists of establishments that are primarily engaged in managing companies and enterprises and/or holding the securities or financial assets of companies and enterprises, for the purpose of owning a controlling interest in them and/or influencing their management decisions. They may undertake the function of management, or they may entrust the function of financial management to portfolio managers.

Administrative and Support, Waste Management and Remediation Services: This sector comprises establishments of two different types: those primarily engaged in activities that support the day-to-day operations of other organizations (e.g. administration, cleaning buildings, etc.); and those primarily engaged in waste management activities.

The scope of this profile includes North American Industry Classification System (NAICS 2017) sectors 55 and 56.

Legend



Current Business Environment

GDP* and Productivity

In 2018:

- The Business, Building and Other Support Services sector represented 4.3% of New Brunswick's (NB) GDP, contributing \$1.3 billion (*chained 2012 dollars*)^{1,2}
- NB Labour Productivity^{2,3} (*a measure of productivity based on GDP per hour worked in the sector*):
 - This sector – \$27.76 output per hour of work (*chained 2012 dollars*)
 - Average of all sectors – \$47.57 output per hour of work (*chained 2012 dollars*)

* Gross Domestic Product

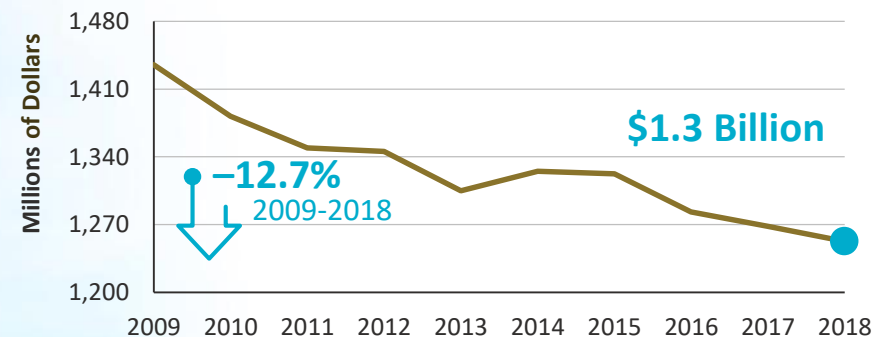
Proportion of GDP in NB: 2018¹ Business, Building and Other Support Services Sector

Business,
Building and
Other Support
Services
4.3%



All other
sectors
95.7%

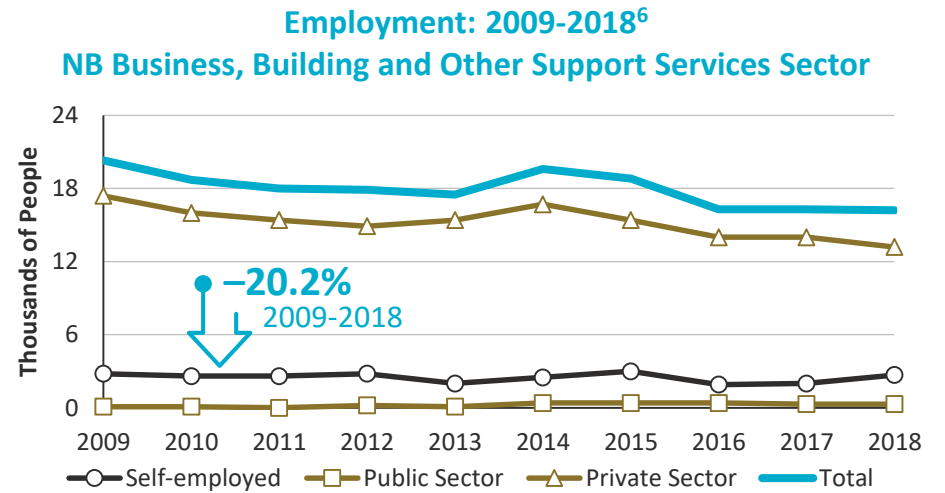
Real GDP² NB Business, Building and Other Support Services Sector (at Basic Prices, Chained 2012 Dollars)



Employment in New Brunswick

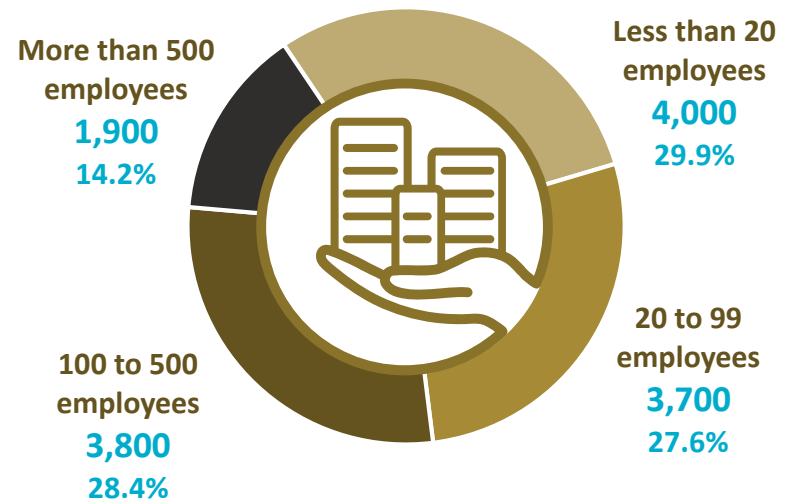
In 2018:

- 16,200 were employed in the NB Business, Building and Other Support Services sector (82.0% full-time, 18.0% part-time)⁴
- 1,300 were unemployed⁴
- 4.6% of all employed in NB worked in this sector⁴
- 6.0% of employees in this NB sector were part of a union and/or covered by a collective agreement – versus 29.8% of all employees in the Province⁵



Employment by Size of Employer: 2018⁷

NB Business, Building and Other Support Services Sector



NB Unemployment Rate: 2018⁴

Business, Building and Other Support Services Sector vs All Sectors



7.4%



8.0%

Human Resources Profile

Demographics

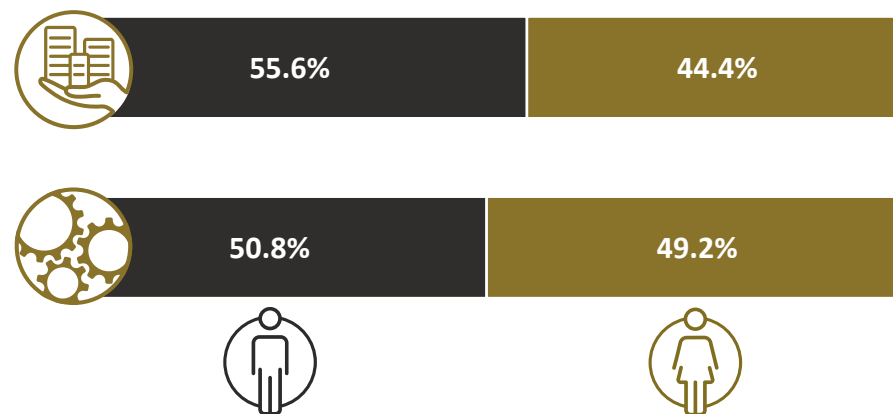
In 2018:

- 17,500 people were part of the labour force in the NB Business, Building and Other Support Services sector, of which 16,200 were employed⁴

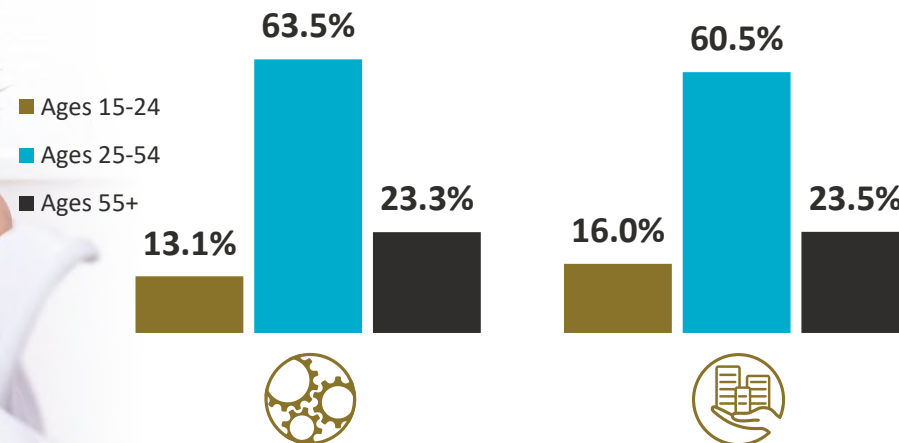
From 2009 to 2018:

- The percentage of females employed in the sector decreased from 50.0% to 44.4%⁴
- The percentage of workers employed in this sector:⁴
 - Ages 15-24 decreased 4.1 percentage points
 - Ages 25-54 decreased 2.6 percentage points
 - Ages 55 and over increased 6.7 percentage points

NB Employment by Sex: 2018⁴
Business, Building and Other Support Services Sector vs All Sectors



NB Employment Age Distribution: 2018⁴
Business, Building and Other Support Services Sector vs All Sectors



Major Occupations

In 2018:

- 51.7% of those working in the NB Business, Building and Other Support Services sector worked in one of the five National Occupation Code (NOC) occupations listed in the table to the right⁸
- These 8,400 employees represented 2.4% of all employed in NB⁸



Major Occupations: 2018 ⁸ NB Business, Building and Other Support Services Sector		
Occupation	Employed	NOC
Other customer and information services representatives	3,500	6552
Light duty cleaners	1,900	6731
Security guards and related security service occupations	1,100	6541
Janitors, caretakers and building superintendents	1,100	6733
Landscaping and grounds maintenance labourers	800	8612

Wage and Salary Information

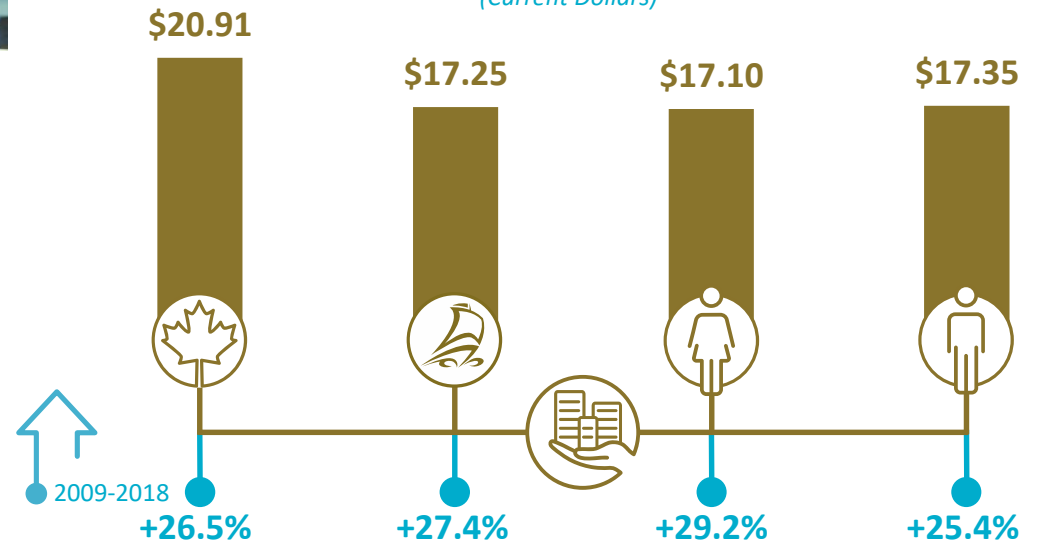
In 2018:

- The average wage in the NB Business, Building and Other Support Services sector (\$17.25) was less than the average NB wage across all sectors (\$22.89)⁹

From 2009 to 2018:

- The relative change in the sector's average wage (+27.4%) was greater than the relative change in the average NB wage across all sectors (+22.4%)⁹

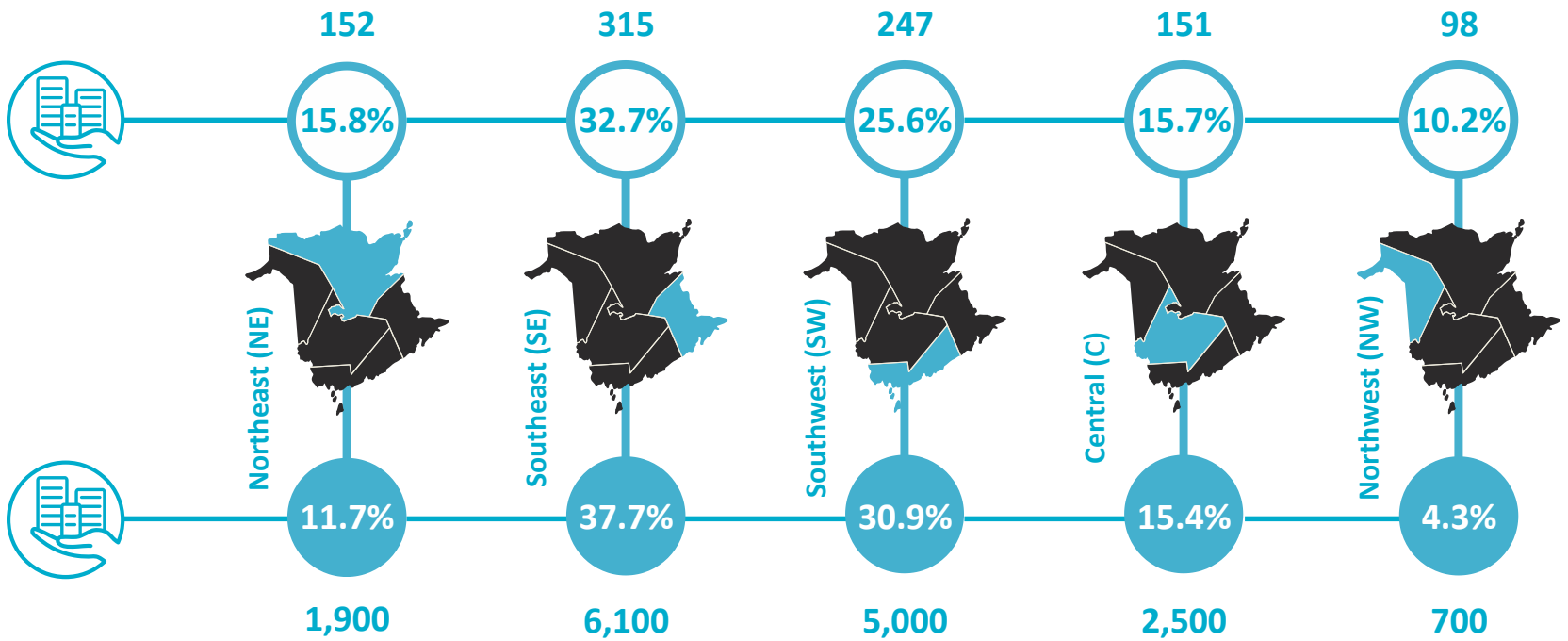
Average Hourly Wage: 2018⁹ Business, Building and Other Support Services Sector (Current Dollars)



Regional Highlights

Employers

Regional Distribution: 2018¹⁰

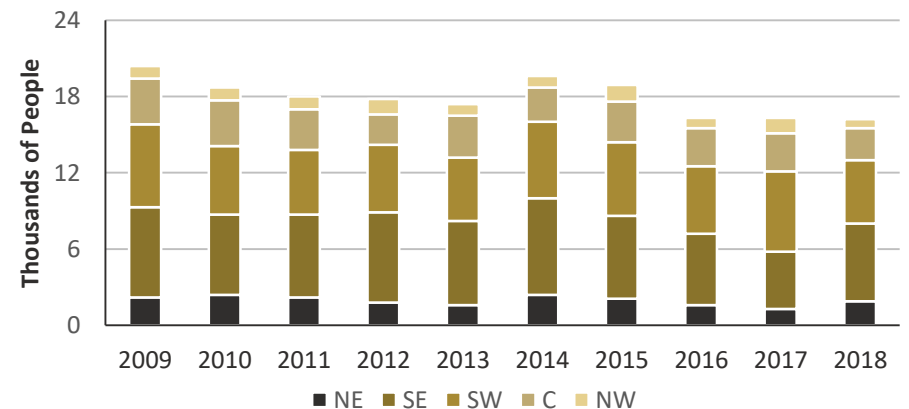


Employed

Regional Distribution: 2018¹¹

Number of Regional Employers by Employment Size: 2018 ¹⁰ NB Business, Building and Other Support Services Sector					
Region	1-9	10-49	50-199	200+	Total
NE	120	29	2	1	152
SE	205	77	21	12	315
SW	159	61	17	10	247
C	105	33	10	3	151
NW	67	21	8	2	98
Unknown	32	18	2	3	55
TOTAL	688	239	60	31	1,018

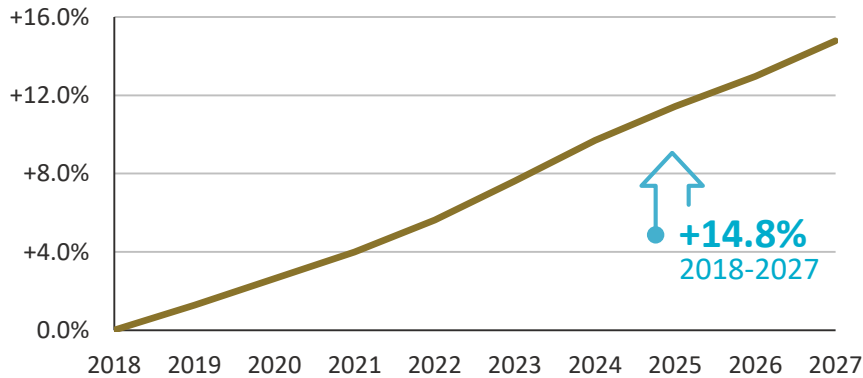
Employment by Economic Region: 2009-2018¹¹
NB Business, Building And Other Support Services Sector



Business Outlook 2018-2027

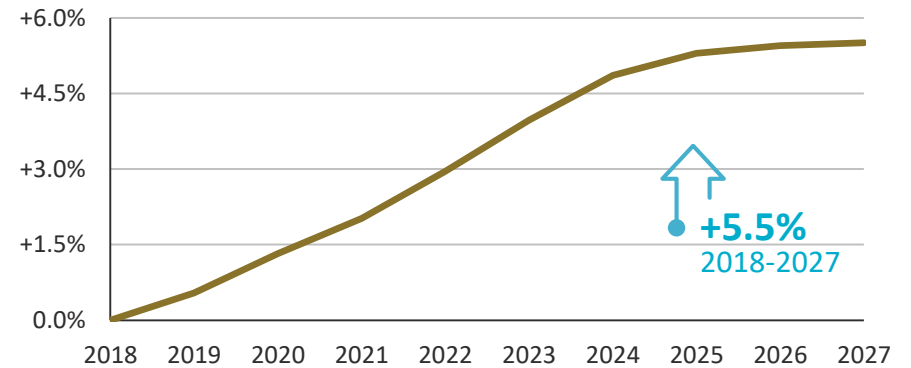
GDP Forecast

Forecasted Change in Real GDP⁸
NB Business, Building and Other Support Services Sector
(Relative to 2018)

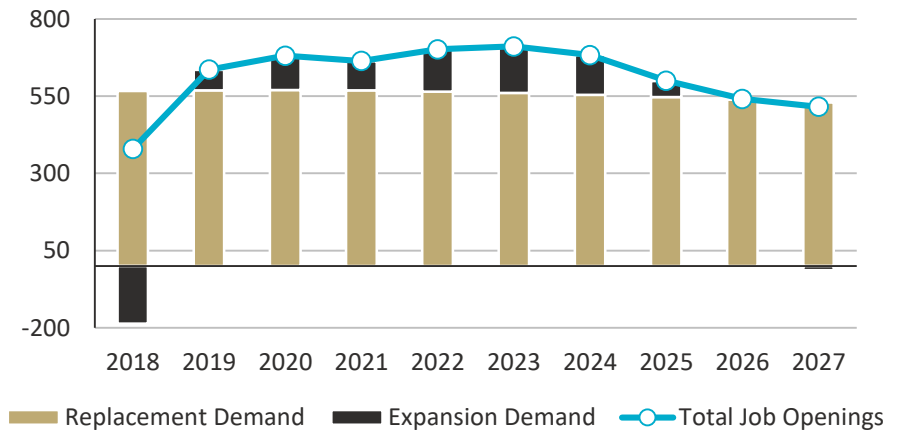


Employment Forecast

Forecasted Change in Employment⁸
NB Business, Building and Other Support Services Sector
(Relative to 2018)



Forecasted Job Openings⁸
NB Business, Building and Other Support Services Sector



Links for Further Information

Government Sources

- NBjobs.ca
- Labour Market Information
- Sector Definitions - North American Industry Classification System, 2017 (NAICS)
- Classification of Occupations - National Occupational Classification, 2016 (NOC)

Sector Associations

- Association of Canadian Travel Agencies
- Canada Commercial Cleaning Association
- Canadian Association of Environmental Management
- Canadian Security Association
- Canadian Water and Wastewater Association
- Municipal Waste Association
- Recycle NB

For Additional Information Contact:

New Brunswick Department of Post-Secondary Education,
Training and Labour

lmi@gnb.ca

Prepared by:



Data Sources

- ¹ Statistics Canada, Table 36-10-0400-01
- ² Statistics Canada, Table 36-10-0402-01
- ³ Statistics Canada, Table 36-10-0489-01
- ⁴ Statistics Canada, Table 14-10-0023-01
- ⁵ Statistics Canada, Table 14-10-0070-01
- ⁶ Statistics Canada, Table 14-10-0027-01

- ⁷ Statistics Canada, Table 14-10-0068-01
- ⁸ Stokes Economics, Customized New Brunswick Forecast
- ⁹ Statistics Canada, Table 14-10-0064-01
- ¹⁰ Statistics Canada via the Community Data Program
- ¹¹ Statistics Canada, Table 14-10-0092-01

