



A LABOUR ECONOMIC PROFILE OF NEW BRUNSWICK

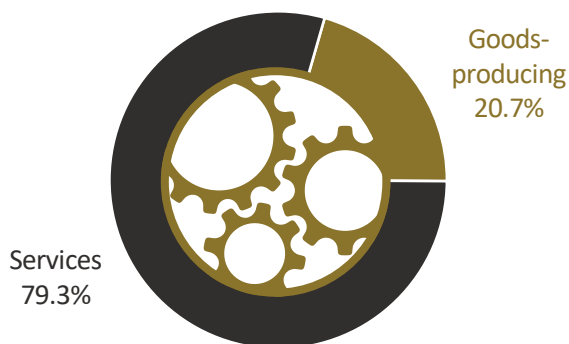
Current Business Environment

Real GDP*



\$30.3 Billion in 2018
A 5.2% increase from 2009

Employment




353,800 in 2018
A 1.7% decrease from 2009

Major Occupations

- 12,800 – Retail Salespersons**
- 9,100 – Retail and wholesale trade managers**
- 9,000 – Registered nurses and registered psychiatric nurses**
- 8,900 – Cashiers**
- 8,000 – Transport truck drivers**

Business Outlook (2018-2027)

Real GDP*



Employment



Job Openings



Legend

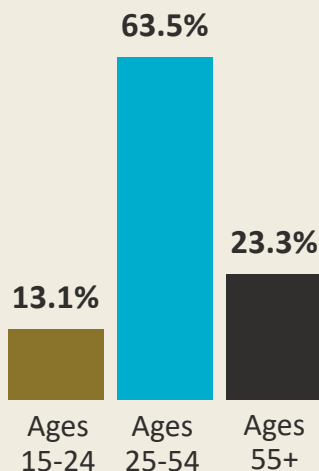
- All sectors
- New Brunswick
- Canada
- Male
- Female

*Gross Domestic Product (GDP)

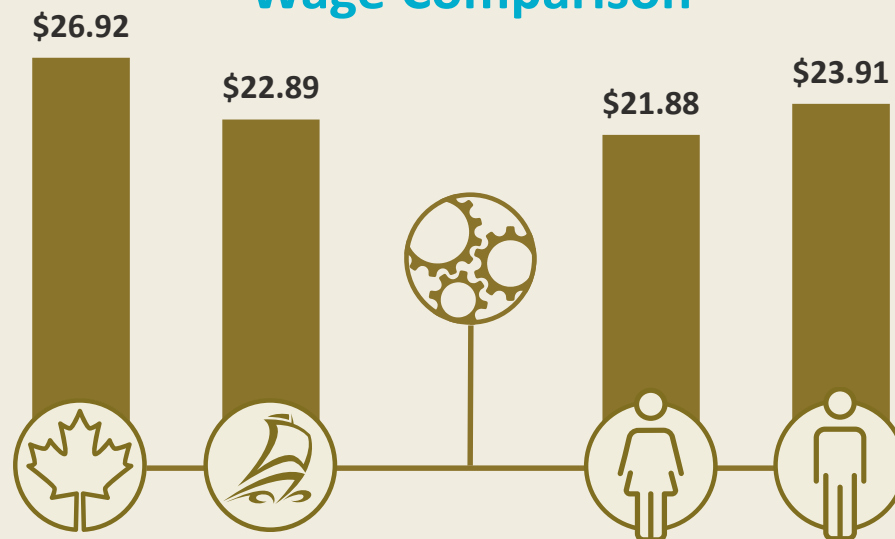
The scope of this profile includes North American Industry Classification System (NAICS 2017) sector 11-91.

Human Resources Profile

Employment Demographics



Wage Comparison



Regional Highlights

Employers
26,432 in 2018

Employed
353,800 in 2018

