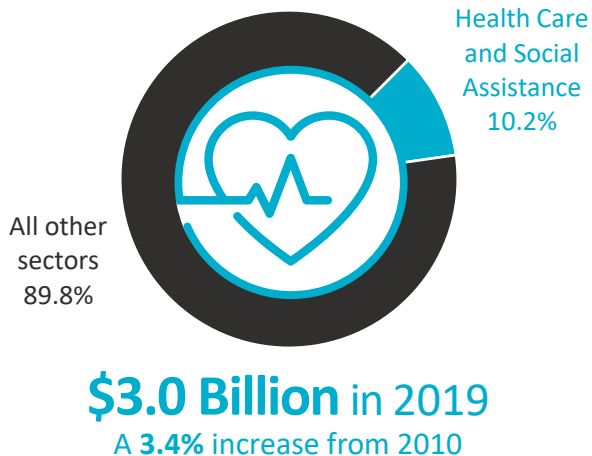




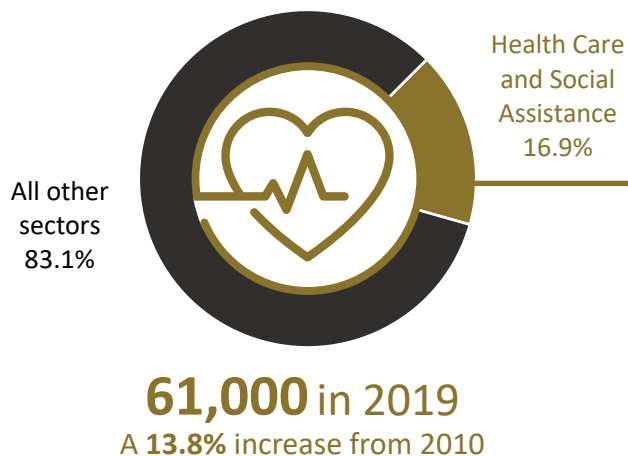
# A Profile of the HEALTH CARE AND SOCIAL ASSISTANCE SECTOR IN NEW BRUNSWICK

## Current Business Environment

### Real GDP\*



### Employment




### Major Occupations

- 1** 8,600 – Registered nurses and registered psychiatric nurses
- 2** 7,300 – Nurse aides, orderlies and patient service associates
- 3** 4,300 – Early childhood educators and assistants
- 4** 4,100 – Home support workers, housekeepers and related occupations
- 5** 2,900 – Licensed practical nurses

## Business Outlook (2018-2027)

### Real GDP\*



### Employment



### Job Openings



### Legend

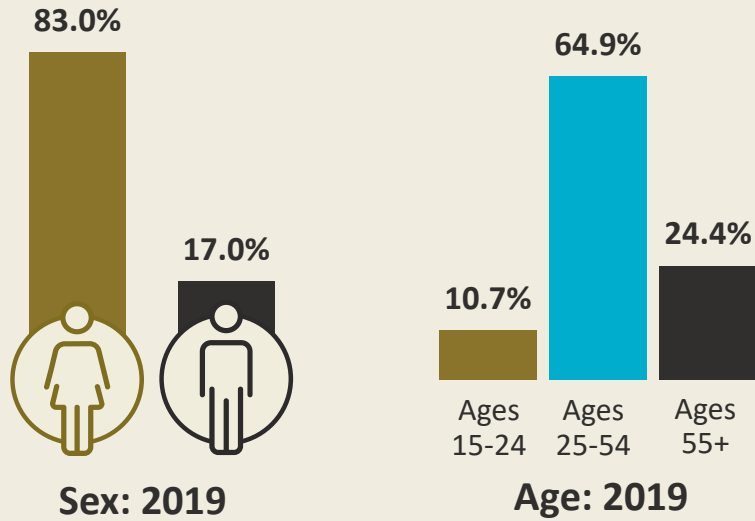
- Health Care and Social Assistance sector
- New Brunswick
- Canada
- Male
- Female

\*Gross Domestic Product (GDP)

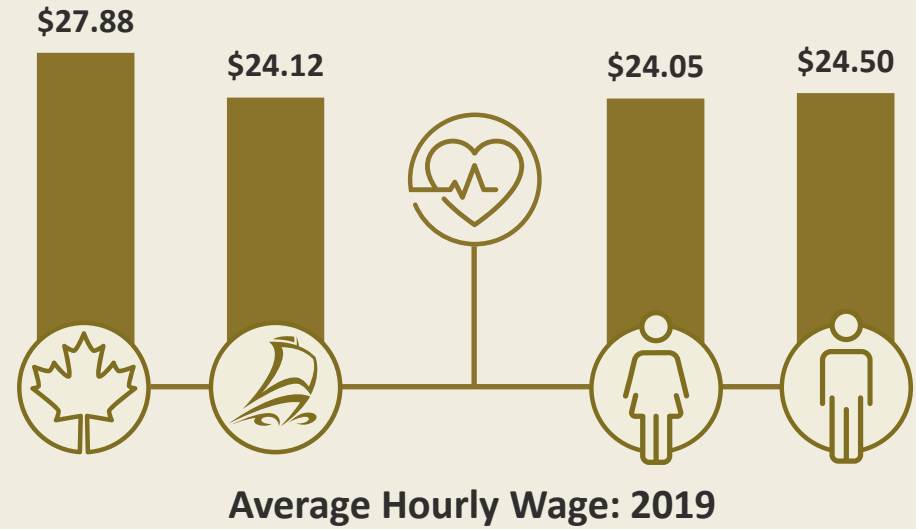
The scope of this profile includes North American Industry Classification System (NAICS 2017) sector 62.

# Human Resources Profile

## Employment Demographics



## Wage Comparison



## Regional Highlights

**Employers**  
2,921 in 2019

**Employed**  
61,000 in 2019

