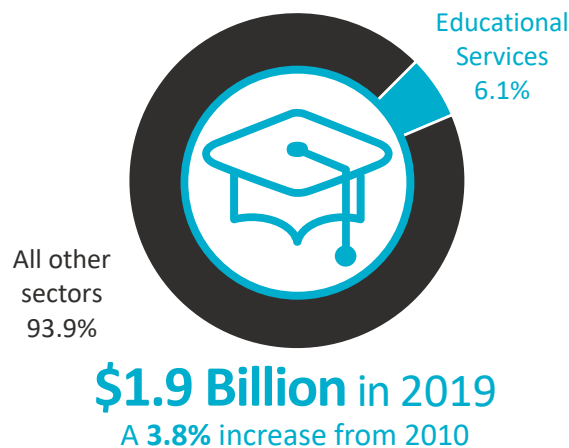




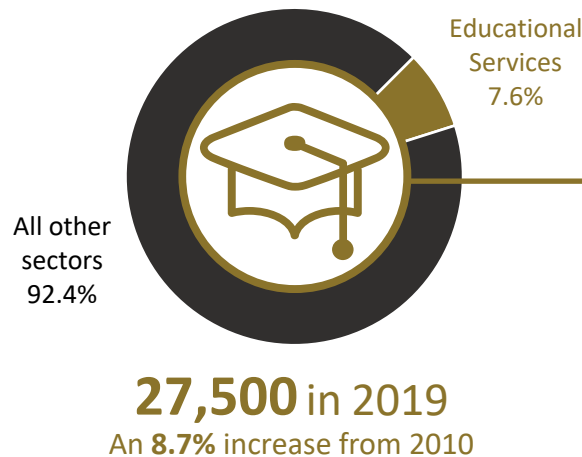
A Profile of the EDUCATIONAL SERVICES SECTOR IN NEW BRUNSWICK

Current Business Environment

Real GDP*



Employment




Major Occupations

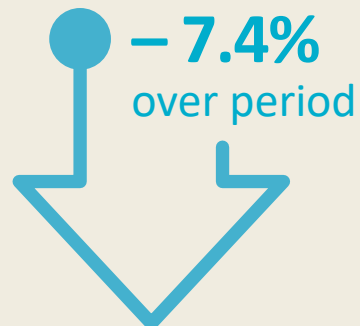
- 1 5,900 – Elementary school and kindergarten teachers
- 2 3,300 – Elementary and secondary school teacher assistants
- 3 3,000 – Secondary school teachers
- 4 1,600 – University professors and lecturers
- 5 1,300 – Janitors, caretakers and building superintendents

Business Outlook (2018-2027)

Real GDP*



Employment



Job Openings



Legend

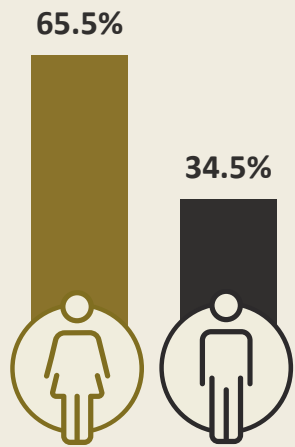
- Educational Services sector
- New Brunswick
- Canada
- Male
- Female

*Gross Domestic Product (GDP)

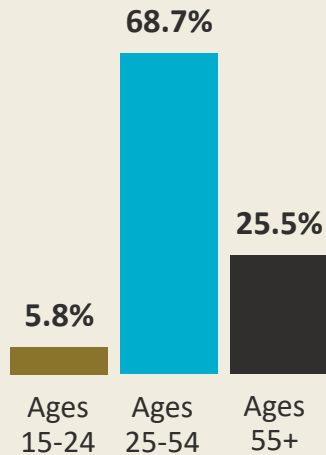
The scope of this profile includes North American Industry Classification System (NAICS 2017) sector 61.

Human Resources Profile

Employment Demographics

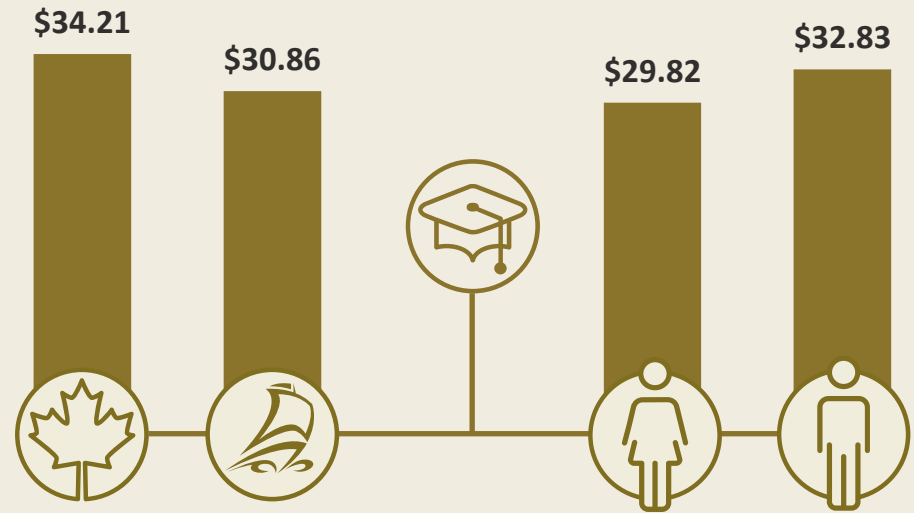


Sex: 2019



Age: 2019

Wage Comparison



Average Hourly Wage: 2019

Employers

254 in 2019

Regional Highlights

Employed

27,500 in 2019

