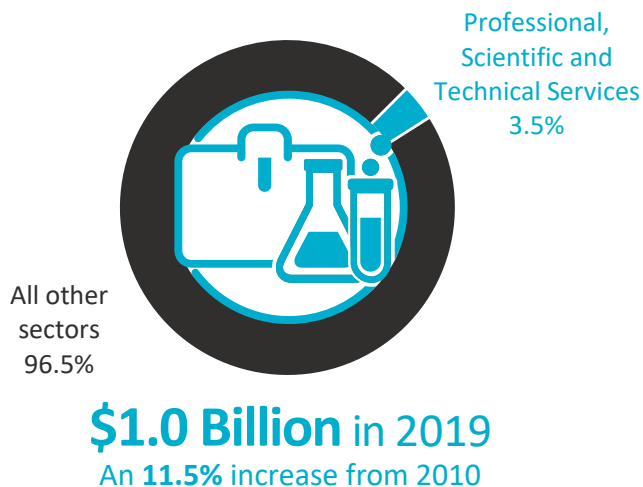




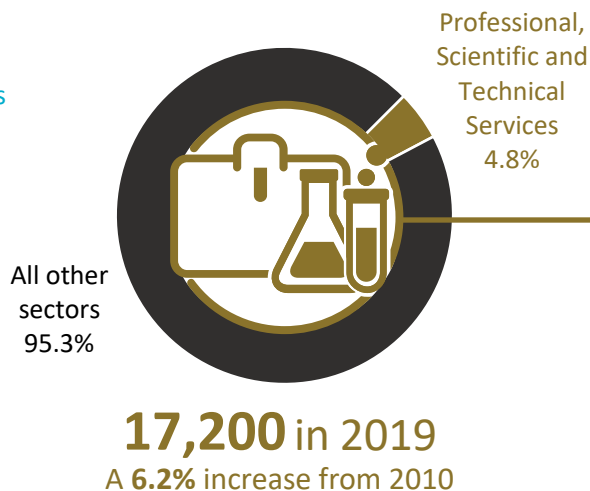
# A Profile of the PROFESSIONAL, SCIENTIFIC AND TECHNICAL SERVICES SECTOR IN NEW BRUNSWICK

## Current Business Environment

### Real GDP\*



### Employment




### Major Occupations


- 1** 1,100 – Financial auditors and accountants
- 2** 900 – Lawyers and Quebec notaries
- 3** 800 – Information systems analysts and consultants
- 4** 600 – Computer programmers and interactive media developers
- 5** 500 – Accounting technicians and bookkeepers

## Business Outlook (2018-2027)

### Real GDP\*



### Employment



### Job Openings



### Legend

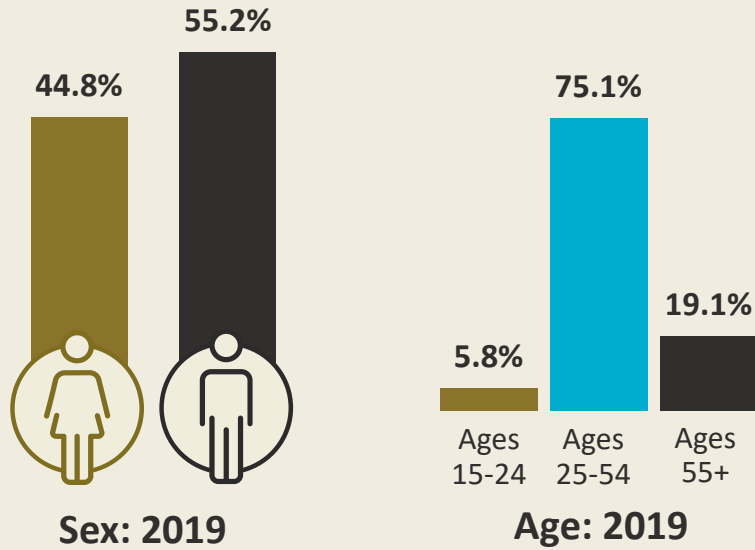
- Professional, Scientific and Technical Services sector
- New Brunswick
- Canada
- Male
- Female

\*Gross Domestic Product (GDP)

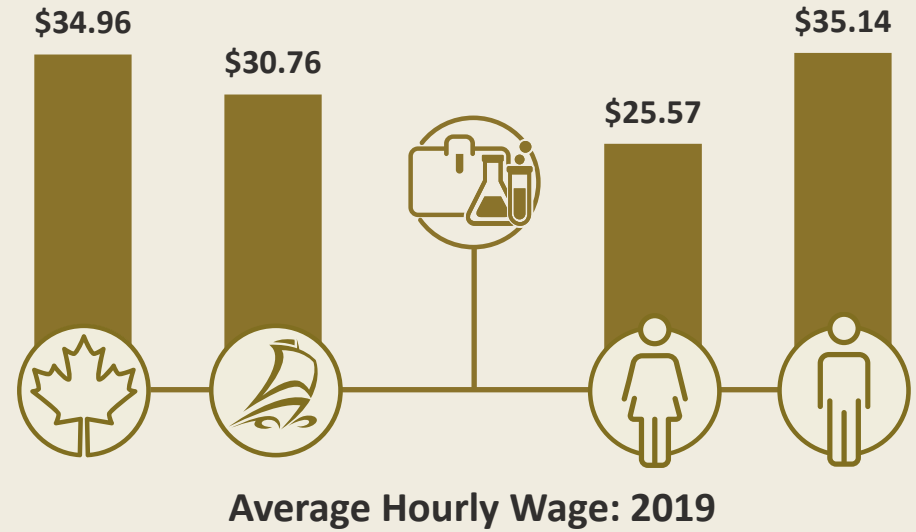
The scope of this profile includes North American Industry Classification System (NAICS 2017) sector 54.

# Human Resources Profile

## Employment Demographics



## Wage Comparison



**Employers**  
1,808 in 2019

**Regional Highlights**

**Employed**  
17,200 in 2019

