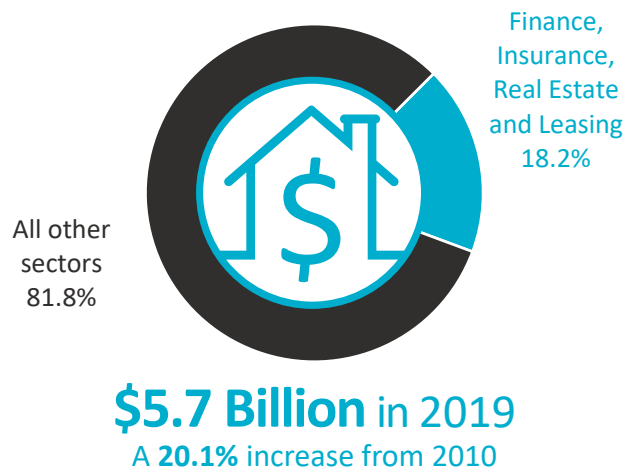




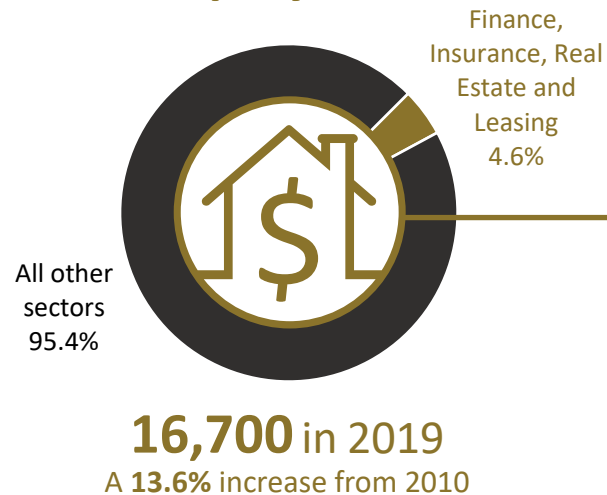
A Profile of the FINANCE, INSURANCE, REAL ESTATE AND LEASING SECTOR IN NEW BRUNSWICK

Current Business Environment

Real GDP*



Employment




Major Occupations


- 1** 1,600 – Customer services representatives – financial institutions
- 2** 1,600 – Other financial officers
- 3** 1,500 – Insurance agents and brokers
- 4** 1,200 – Financial sales representatives
- 5** 700 – Real estate agents and salespersons

Business Outlook (2018-2027)

Real GDP*



Employment



Job Openings



Legend

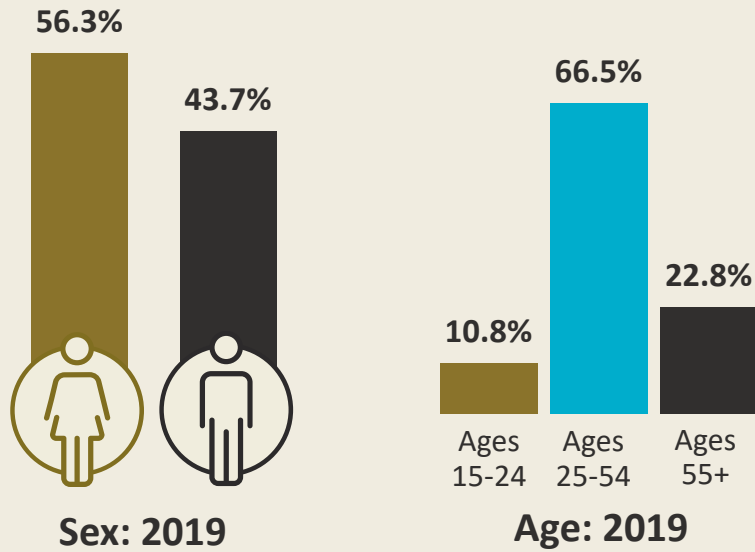
- Finance, Insurance, Real Estate and Leasing sector
- New Brunswick
- Canada
- Male
- Female

*Gross Domestic Product (GDP)

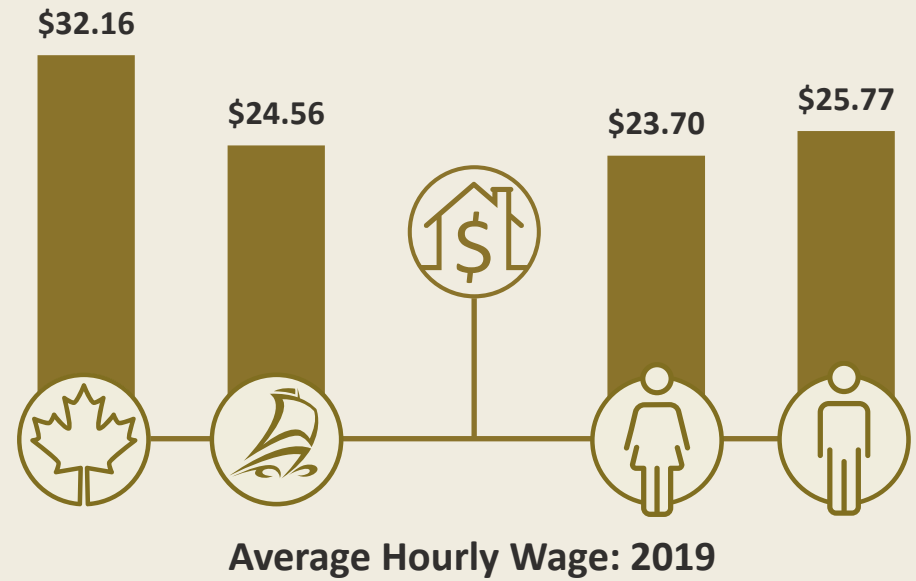
The scope of this profile includes North American Industry Classification System (NAICS 2017) sectors 52 and 53.

Human Resources Profile

Employment Demographics



Wage Comparison



Regional Highlights

Employers
1,798 in 2019

Employed
16,700 in 2019

