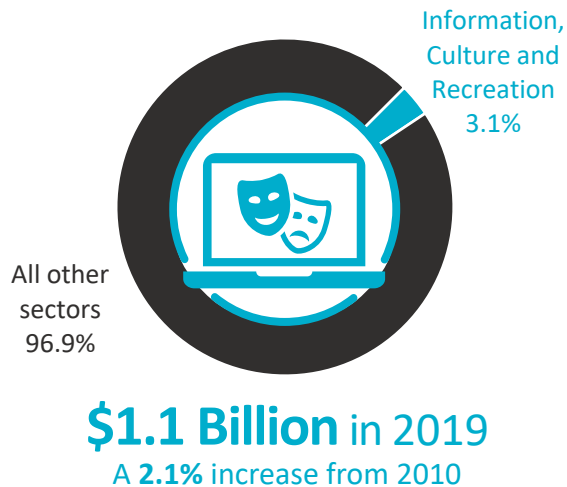




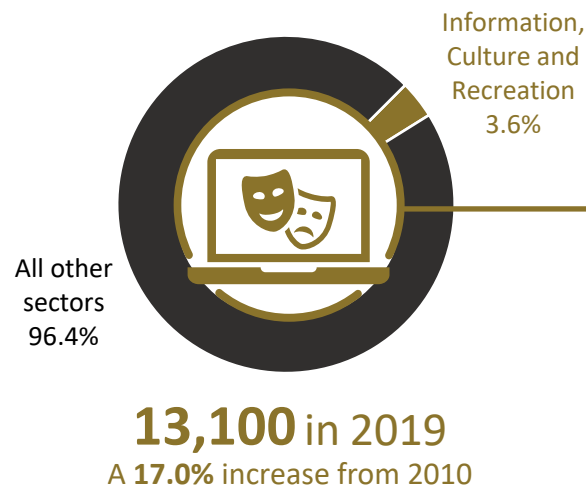
A Profile of the INFORMATION, CULTURE AND RECREATION SECTOR IN NEW BRUNSWICK

Current Business Environment

Real GDP*



Employment




Major Occupations

- 1 700 – Program leaders and instructors in recreation, sport and fitness
- 2 600 – Other customer and information services representatives
- 3 300 – Landscaping and grounds maintenance labourers
- 4 300 – Operators and attendants in amusement, recreation and sport
- 5 200 – Telecommunications installation and repair workers

Business Outlook (2018-2027)

Real GDP*



Employment



Job Openings



Legend

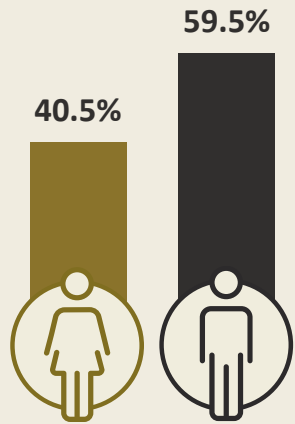
- Information, Culture and Recreation sector
- New Brunswick
- Canada
- Male
- Female

*Gross Domestic Product (GDP)

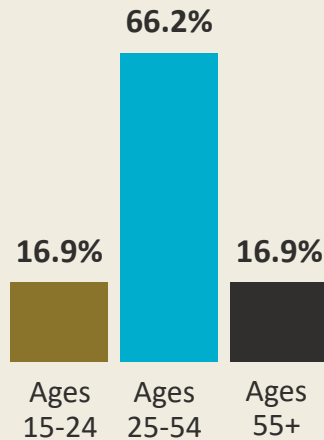
The scope of this profile includes North American Industry Classification System (NAICS 2017) sectors 51 and 71.

Human Resources Profile

Employment Demographics

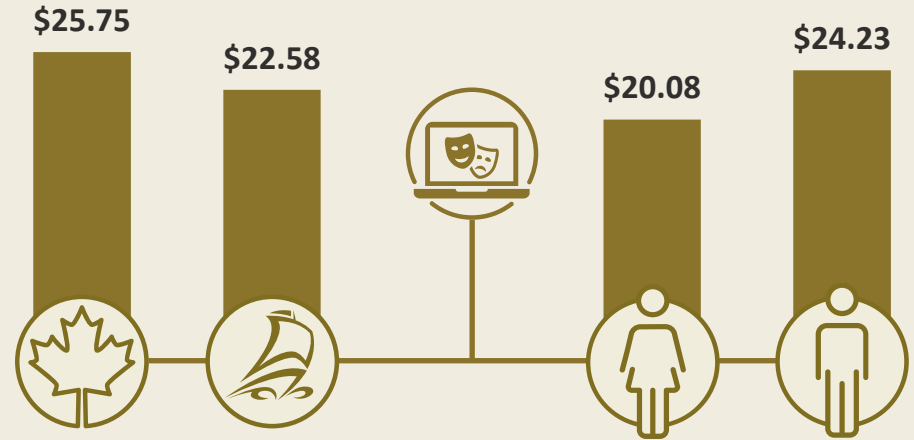


Sex: 2019



Age: 2019

Wage Comparison



Average Hourly Wage: 2019

Regional Highlights

Employers
773 in 2019

Employed
13,100 in 2019

