



A Profile of the MANUFACTURING SECTOR IN NEW BRUNSWICK

Current Business Environment

Real GDP*



\$3.0 Billion in 2019
A 1.7% decrease from 2010

Employment




31,500 in 2019
A 3.6% increase from 2010

Major Occupations

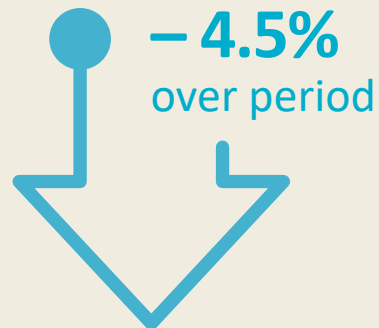
- 1 2,200 – Labourers in fish and seafood processing
- 2 1,200 – Manufacturing Managers
- 3 1,100 – Labourers in wood, pulp and paper processing
- 4 1,000 – Labourers in food, beverage and associated products processing
- 5 1,000 – Fish and seafood plant workers

Business Outlook (2018-2027)

Real GDP*



Employment



Job Openings



Legend

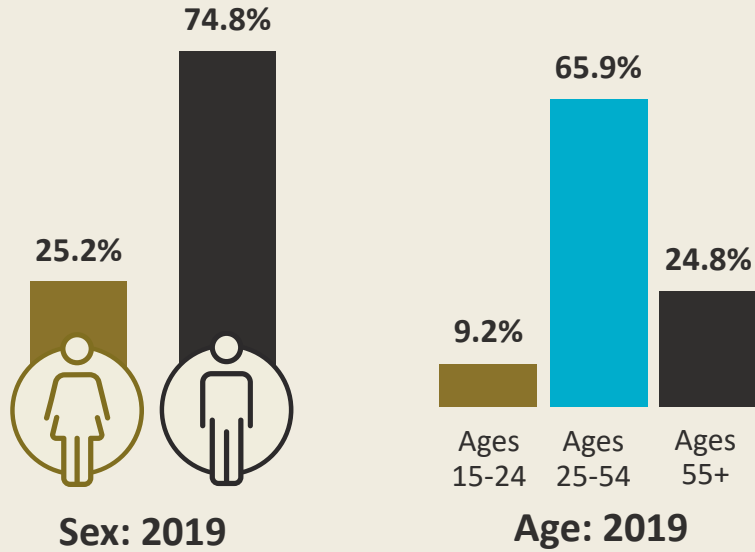
- Manufacturing sector
- New Brunswick
- Canada
- Male
- Female

*Gross Domestic Product (GDP)

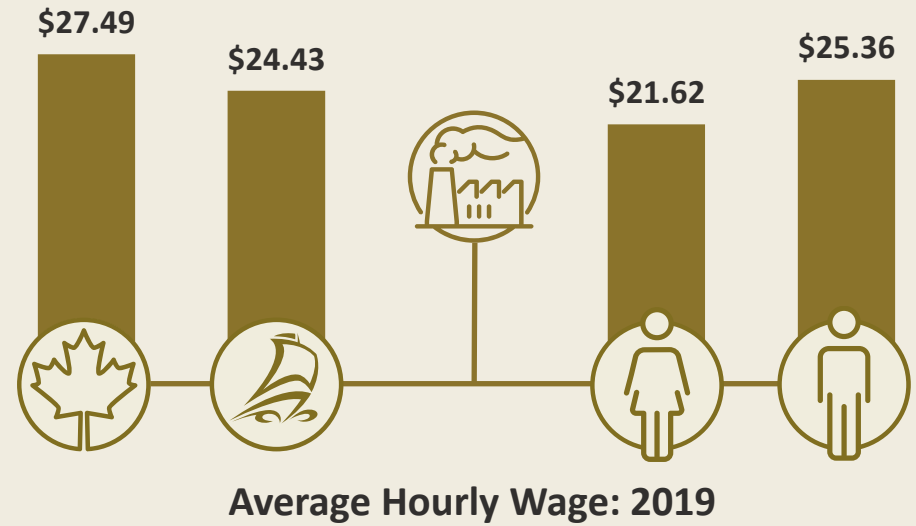
The scope of this profile includes North American Industry Classification System (NAICS 2017) sectors 31-33.

Human Resources Profile

Employment Demographics



Wage Comparison



Employers
898 in 2019

Regional Highlights

Employed
31,500 in 2019

