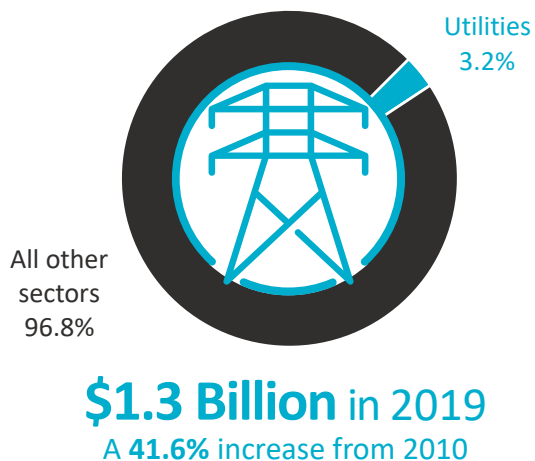




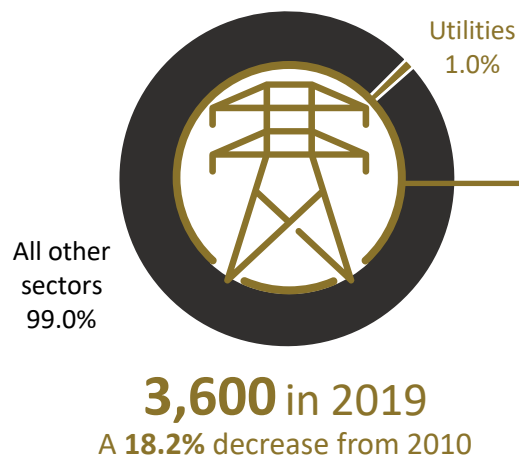
A Profile of the UTILITIES SECTOR IN NEW BRUNSWICK

Current Business Environment

Real GDP*



Employment




Major Occupations

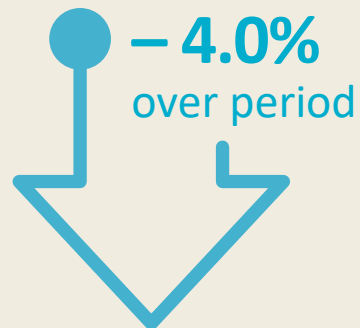
- 1 400 – Power engineers and power systems operators
- 2 300 – Electrical power line and cable workers
- 3 200 – Electrical and electronics engineers
- 4 100 – Supervisors, petroleum, gas and chemical processing and utilities
- 5 100 – Construction millwrights and industrial mechanics

Business Outlook (2018-2027)

Real GDP*



Employment



Job Openings



Legend

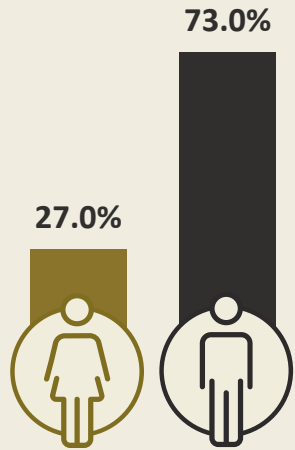
- Utilities sector
- New Brunswick
- Canada
- Male
- Female

*Gross Domestic Product (GDP)

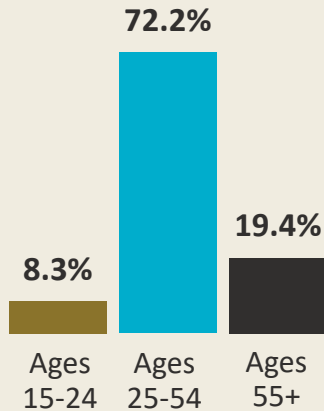
The scope of this profile includes North American Industry Classification System (NAICS 2017) sector 22.

Human Resources Profile

Employment Demographics

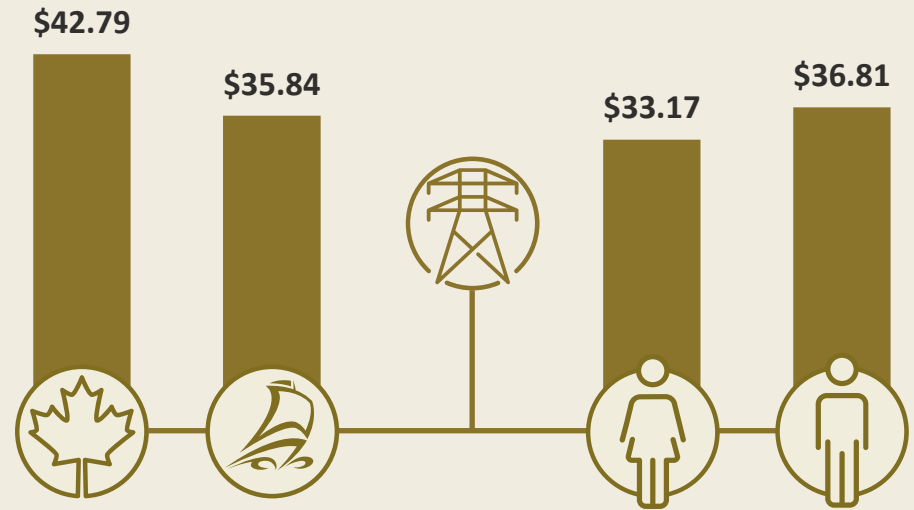


Sex: 2019



Age: 2019

Wage Comparison



Average Hourly Wage: 2019

Employers

47 in 2019

Regional Highlights

Employed

3,600 in 2019

