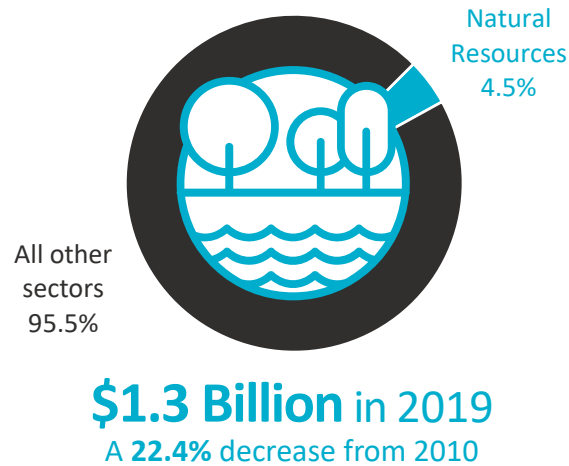


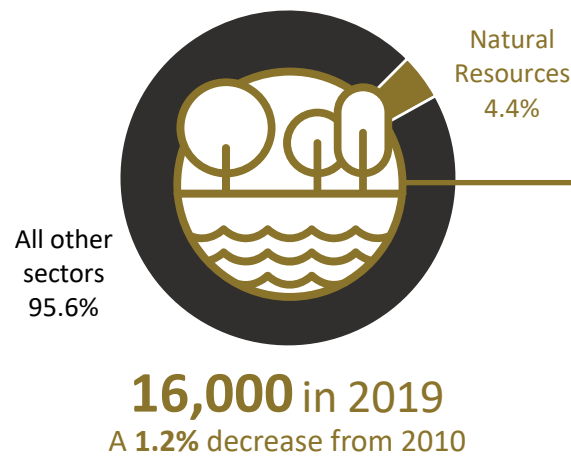
A Profile of the NATURAL RESOURCES SECTOR IN NEW BRUNSWICK

Current Business Environment

Real GDP*



Employment




Major Occupations

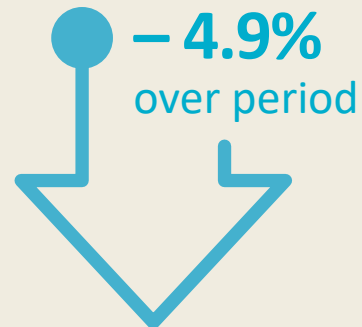
- 1 1,500 – General farm workers
- 2 1,200 – Managers in agriculture
- 3 900 – Fishermen/women
- 4 400 – Logging and forestry labourers
- 5 400 – Transport truck drivers

Business Outlook (2018-2027)

Real GDP*



Employment



Job Openings



Legend

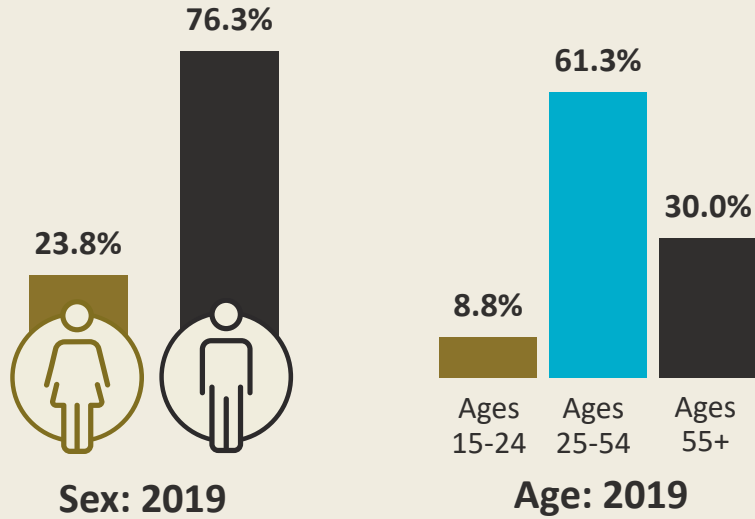
- Natural Resources sector
- New Brunswick
- Canada
- Male
- Female

*Gross Domestic Product (GDP)

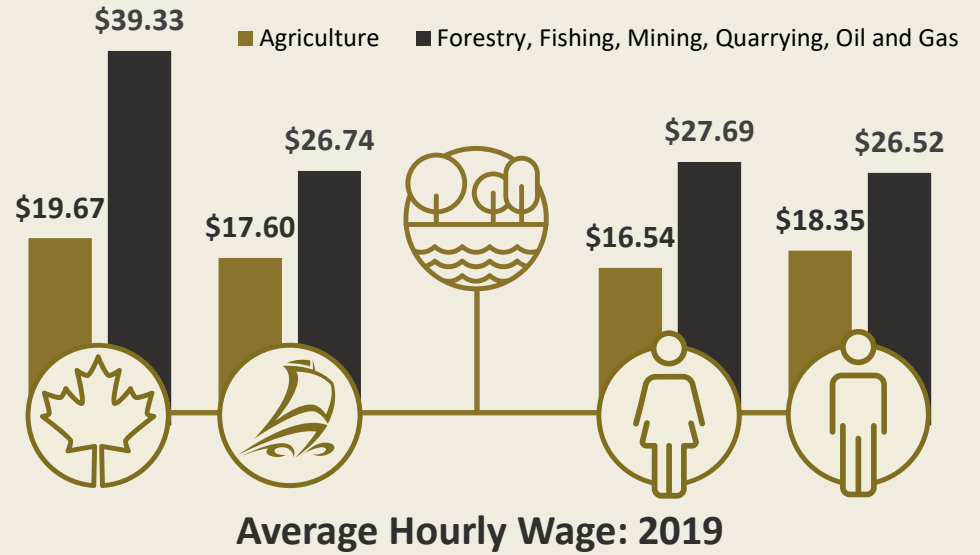
The scope of this profile includes North American Industry Classification System (NAICS 2017) sectors 11 and 21.

Human Resources Profile

Employment Demographics



Wage Comparison



Regional Highlights

Employers
2,597 in 2019

Employed
16,000 in 2019

