





A LABOUR ECONOMIC PROFILE OF NEW BRUNSWICK

Current Business Environment

Real GDP*

Employment

Major Occupations



- 12,900 – Retail Salespersons**
- 9,100 – Retail and wholesale trade managers**
- 9,100 – Registered nurses and registered psychiatric nurses**
- 9,000 – Cashiers**
- 8,100 – Transport truck drivers**

\$30.7 Billion in 2019
A **4.5%** increase from 2010



361,100 in 2019
A **1.0%** increase from 2010

Business Outlook (2018-2027)

Real GDP*

Employment

Job Openings



Legend

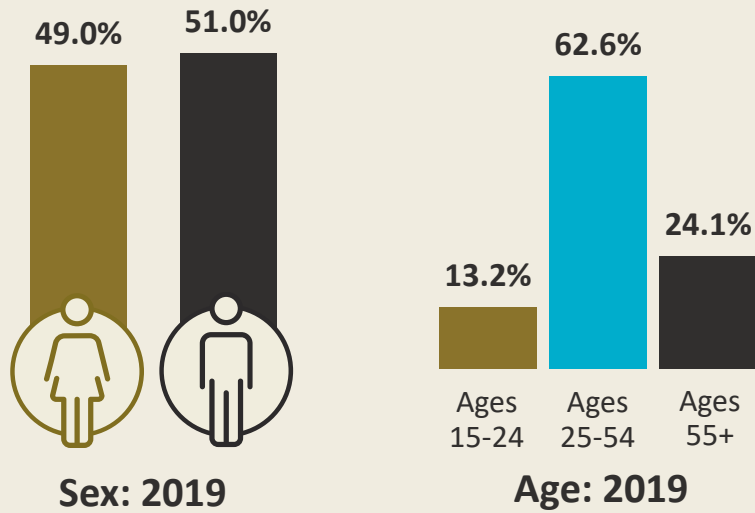
- All sectors
- New Brunswick
- Canada
- Male
- Female

*Gross Domestic Product (GDP)

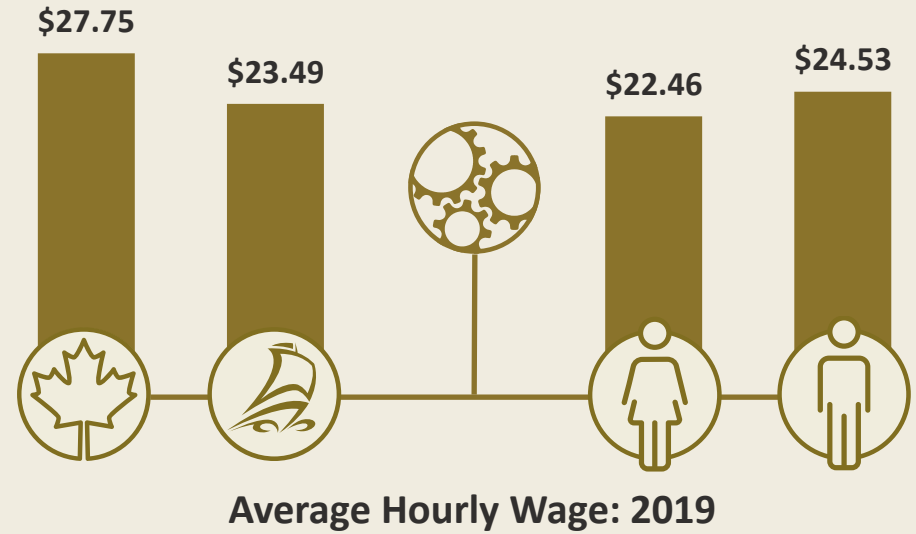
The scope of this profile includes North American Industry Classification System (NAICS 2017) sector 11-91.

Human Resources Profile

Employment Demographics



Wage Comparison



Regional Highlights

Employers
26,895 in 2019

Employed
361,100 in 2019

