



A Profile of the **PUBLIC** **ADMINISTRATION SECTOR** **IN NEW BRUNSWICK**

September 2021

NBjobs.ca

Table of Contents

Current Business Environment	2
GDP and Productivity	2
Employment in New Brunswick	3
Human Resources Profile	4
Demographics	4
Major Occupations	5
Wage and Salary Information	5
Regional Highlights	6
Employers	6
Employed	6
Business Outlook 2018-2027	7
GDP Forecast	7
Employment Forecast	7
Links for Further Information	8
Government Sources	8
Sector Associations	8

Note: This profile includes data from a variety of sources that use different methodologies and are subject to periodic retroactive revisions. As a result, data from one source may not match with data from other datasets. Information about the sources and methodologies used are available upon request. In some instances source data points have been suppressed. Where this occurs, the data values presented have been inferred from non-suppressed data. Also, some totals may not equal the sum of their components due to rounding.

Sector Definition

The Public Administration sector consists of establishments that are primarily engaged in activities of a governmental nature, that is, the enactment and interpretation of laws and their pursuant regulations, and the administration of programs based on them. Legislative activities, taxation, national defence, public order and safety, immigration services, foreign affairs and international assistance, and the administration of government programs are activities that are purely governmental in nature. Government owned establishments engaged in activities that are not governmental in nature are classified to the same industry as privately owned establishments engaged in similar activities.

The scope of this profile includes North American Industry Classification System (NAICS 2017) sector 91.

Legend



**Public Administration
sector**



All sectors



Male



New Brunswick



Canada



Female

Current Business Environment

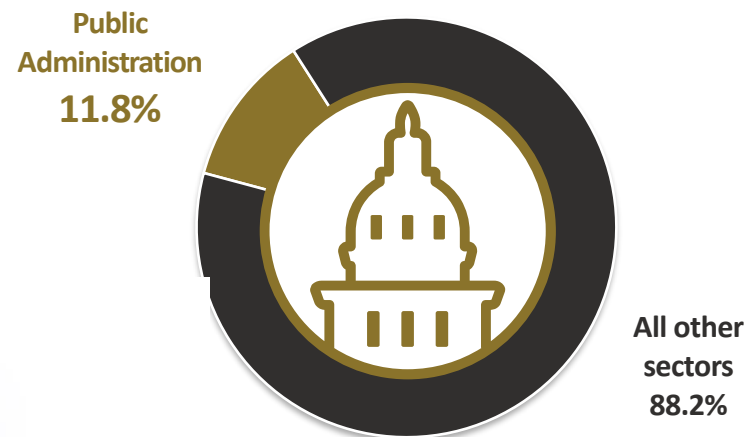
GDP* and Productivity

In 2019:

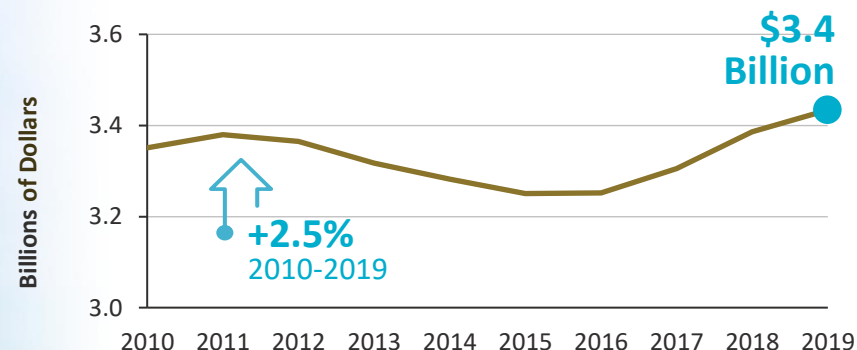
- The Public Administration sector represented 11.8% of New Brunswick's (NB) GDP, contributing \$3.4 billion (*chained 2012 dollars*)^{1, 2}
- NB Labour Productivity^{2, 3} (*a measure of productivity based on GDP per hour worked in the sector*):
 - This sector – \$55.72 output per hour of work (*chained 2012 dollars*)
 - Average of all sectors – \$48.47 output per hour of work (*chained 2012 dollars*)

* Gross Domestic Product

Proportion of GDP in NB: 2019¹ Public Administration Sector



Real GDP² NB Public Administration Sector (at Basic Prices, Chained 2012 Dollars)



Employment in New Brunswick

In 2019:

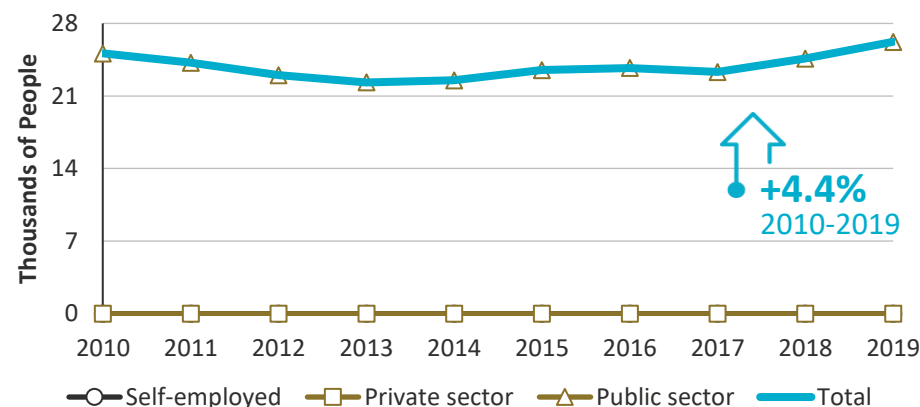
- 26,200 were employed in the NB Public Administration sector (95.4% full-time, 4.6% part-time)⁴
- 800 were unemployed⁴
- 7.3% of all employed in NB worked in this sector⁴
- 67.9% of employees in this NB sector were part of a union and/or covered by a collective agreement – versus 29.1% of all employees in the Province⁵



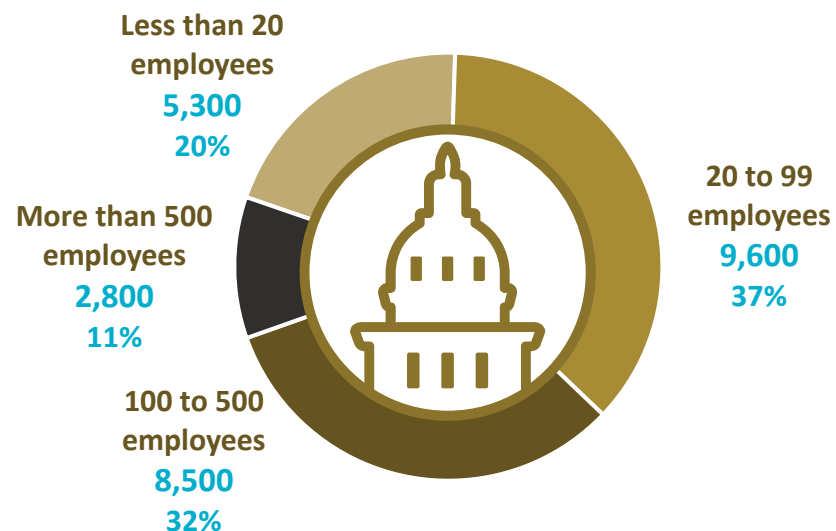
NB Unemployment Rate: 2019⁴ Public Administration Sector vs All Sectors



Employment: 2010-2019⁶ NB Public Administration Sector



Employment by Size of Employer: 2019⁷ NB Public Administration Sector



*This chart does not include the self-employed.

Human Resources Profile

Demographics

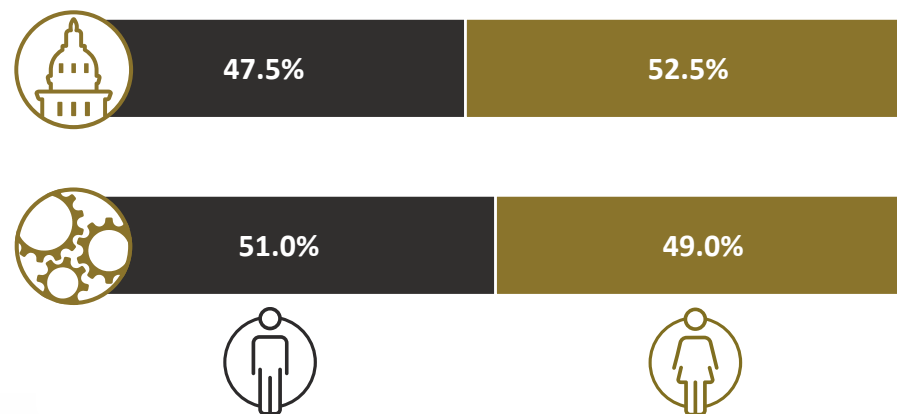
In 2019:

- 27,000 people were part of the labour force in the NB Public Administration sector, of which 26,200 were employed⁴

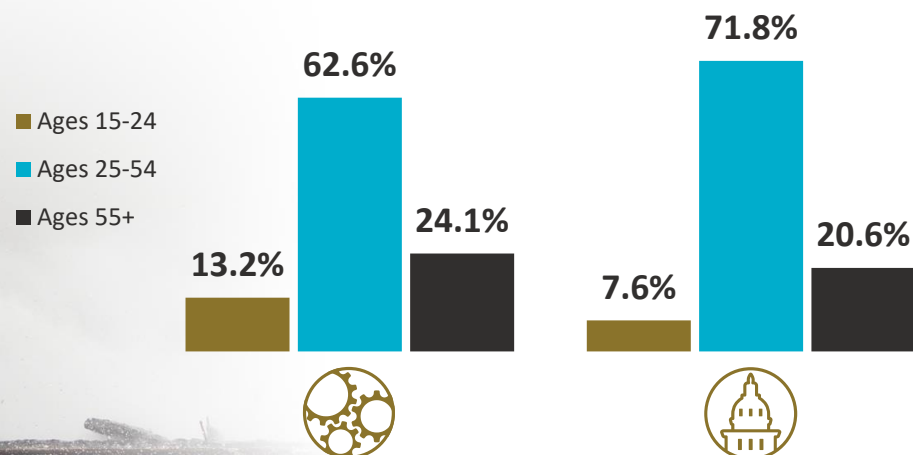
From 2010 to 2019:

- The percentage of females employed in the sector increased from 51.8% to 52.5%⁴
- The percentage of workers employed in this sector:⁴
 - Ages 15-24 increased 2.5 percentage points
 - Ages 25-54 decreased 8.3 percentage points
 - Ages 55 and over increased 5.9 percentage points

NB Employment by Sex: 2019⁴
Public Administration Sector vs All Sectors



NB Employment by Age: 2019⁴
Public Administration Sector vs All Sectors



Major Occupations

In 2019:

- 24.7% of those working in the NB Public Administration sector worked in one of the five National Occupation Code (NOC) occupations listed in the table to the right⁸
- These 5,800 employees represented 1.6% of all employed in NB⁸



Major Occupations: 2019 ⁸ NB Public Administration Sector		
Occupation	Employed	NOC
Non-commissioned ranks of the Canadian Forces	2,400	4313
Police officers (except commissioned)	1,000	4311
Administrative assistants	900	1241
Human resources professionals	800	1121
General office support workers	800	1411

Wage and Salary Information

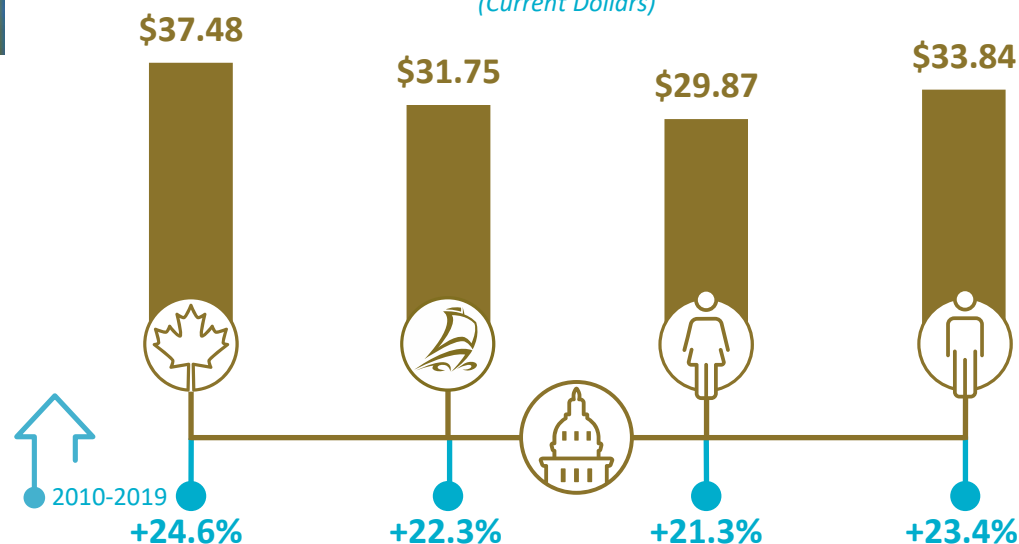
In 2019:

- The average wage in the NB Public Administration sector (\$31.75) was greater than the average NB wage across all sectors (\$23.49)⁹

From 2010 to 2019:

- The relative change in the sector's average wage (+22.3%) was less than the relative change in the average NB wage across all sectors (+23.2%)⁹

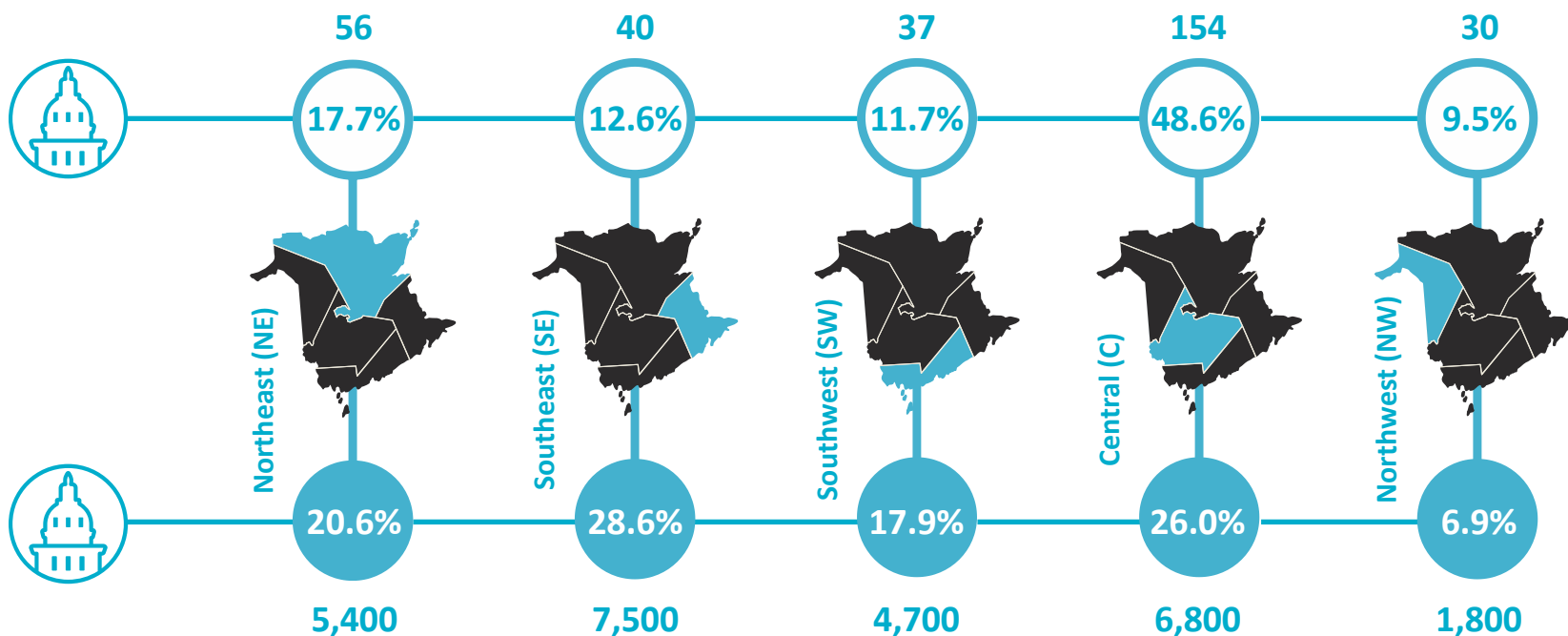
Average Hour Wage: 2019⁹ Public Administration Sector (Current Dollars)



Regional Highlights

Employers

Regional
Distribution:
2019¹⁰



Employed

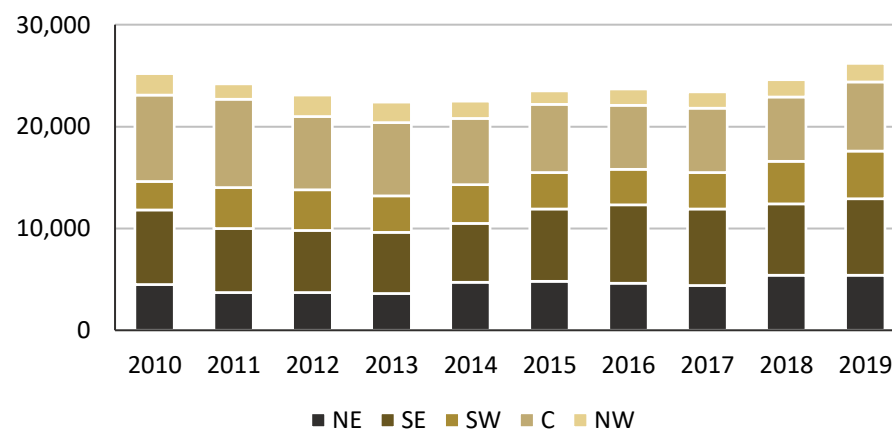
Regional
Distribution:
2019¹¹



Number of Regional Employers by Employment Size: 2019¹⁰
NB Public Administration Sector

Region	1-9	10-49	50-199	200+	Total
NE	17	28	8	3	56
SE	15	17	5	3	40
SW	11	15	9	2	37
C	82	50	16	6	154
NW	9	13	6	2	30
Unknown	0	0	0	0	0
TOTAL	134	123	44	16	317

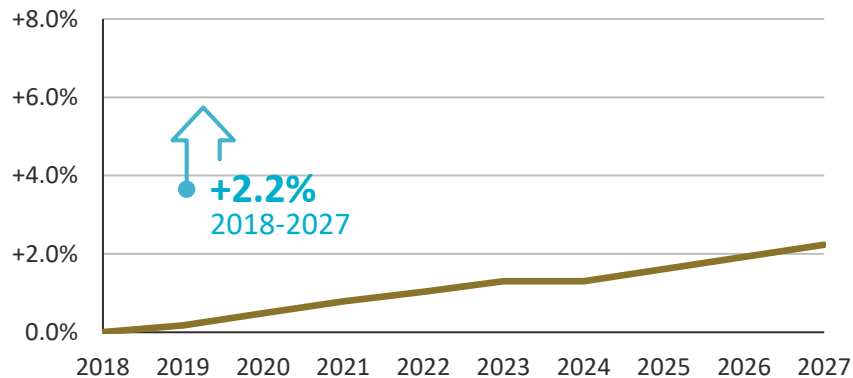
Employment by Economic Region: 2010-2019¹¹
NB Public Administration Sector



Business Outlook 2018-2027

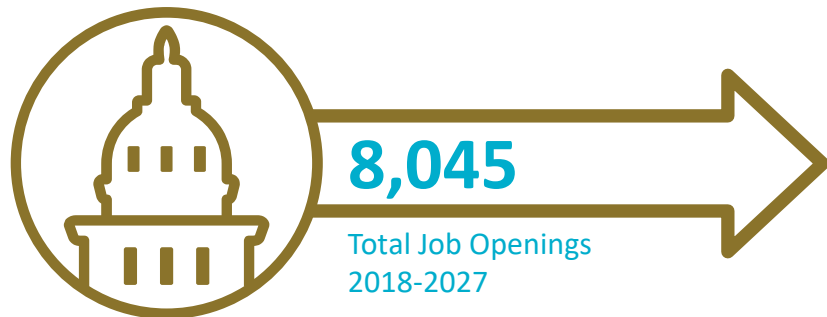
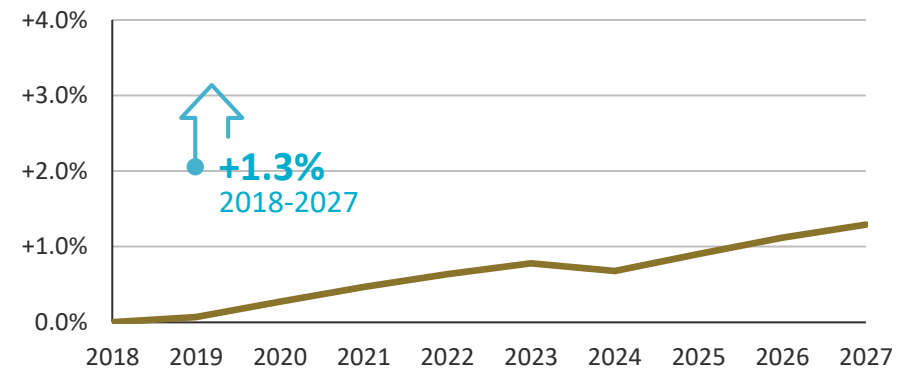
GDP Forecast

**Forecasted Change in Real GDP⁸
NB Public Administration Sector**
(Relative to 2018)

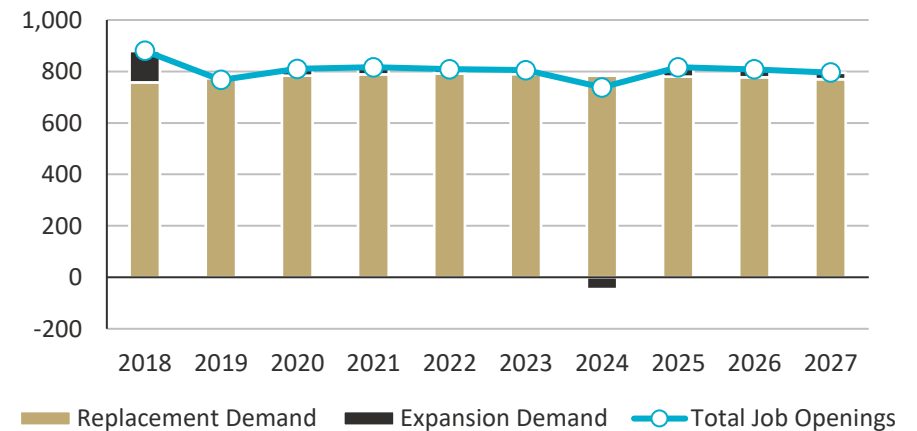


Employment Forecast

**Forecasted Change in Employment⁸
NB Public Administration Sector**
(Relative to 2018)



**Forecasted Job Openings⁸
NB Public Administration Sector**



Links for Further Information

Government Sources

- NBjobs.ca
- Labour Market Information
- Sector Definitions - North American Industry Classification System, 2017 (NAICS)
- Classification of Occupations - National Occupational Classification, 2016 (NOC)

Sector Associations

- Canadian Police Association
- Canadian Union of Public Employees – New Brunswick
- Institute of Public Administration of Canada
- International Association of Administrative Professionals
- New Brunswick Association of Fire Prevention Officers
- New Brunswick Police Association

For Additional Information Contact:

New Brunswick Department of Post-Secondary Education,
Training and Labour

lmi@gnb.ca

Prepared by:



Data Sources

- ¹ Statistics Canada, Table 36-10-0400
- ² Statistics Canada, Table 36-10-0402
- ³ Statistics Canada, Table 36-10-0489
- ⁴ Statistics Canada, Table 14-10-0023
- ⁵ Statistics Canada, Table 14-10-0070
- ⁶ Statistics Canada, Table 14-10-0027

- ⁷ Statistics Canada, Table 14-10-0068
- ⁸ Stokes Economics, Customized New Brunswick Forecast
- ⁹ Statistics Canada, Table 14-10-0064
- ¹⁰ Statistics Canada via the Community Data Program
- ¹¹ Statistics Canada, Table 14-10-0392

