



A Profile of the **OTHER SERVICES SECTOR** IN NEW BRUNSWICK

September 2021

NBjobs.ca

Table of Contents

Current Business Environment	2
GDP and Productivity	2
Employment in New Brunswick	3
Human Resources Profile	4
Demographics	4
Major Occupations	5
Wage and Salary Information	5
Regional Highlights	6
Employers	6
Employed	6
Business Outlook 2018-2027	7
GDP Forecast	7
Employment Forecast	7
Links for Further Information	8
Government Sources	8
Sector Associations	8

Note: This profile includes data from a variety of sources that use different methodologies and are subject to periodic retroactive revisions. As a result, data from one source may not match with data from other datasets. Information about the sources and methodologies used are available upon request. In some instances source data points have been suppressed. Where this occurs, the data values presented have been inferred from non-suppressed data. Also, some totals may not equal the sum of their components due to rounding.

Sector Definition

The Other Services sector comprises establishments, not classified to any other sector, primarily engaged in repairing, or performing general or routine maintenance, on motor vehicles, machinery, equipment and other products to ensure that they work efficiently; providing personal care services, funeral services, laundry services and other services to individuals, such as pet care services and photo finishing services; organizing and promoting religious activities; supporting various causes through grant-making, advocating (promoting) various social and political causes, and promoting and defending the interests of their members. Private households are also included.

The scope of this profile includes North American Industry Classification System (NAICS 2017) sector 81.

Legend



**Other Services
sector**



All sectors



Male



New Brunswick



Canada



Female

Current Business Environment

GDP* and Productivity

In 2019:

- The Other Services sector represented 1.9% of New Brunswick's (NB) GDP, contributing \$0.6 billion (*chained 2012 dollars*)^{1, 2}
- NB Labour Productivity^{2, 3} (*a measure of productivity based on GDP per hour worked in the sector*):
 - This sector – \$20.17 output per hour of work (*chained 2012 dollars*)
 - Average of all sectors – \$48.47 output per hour of work (*chained 2012 dollars*)

* Gross Domestic Product

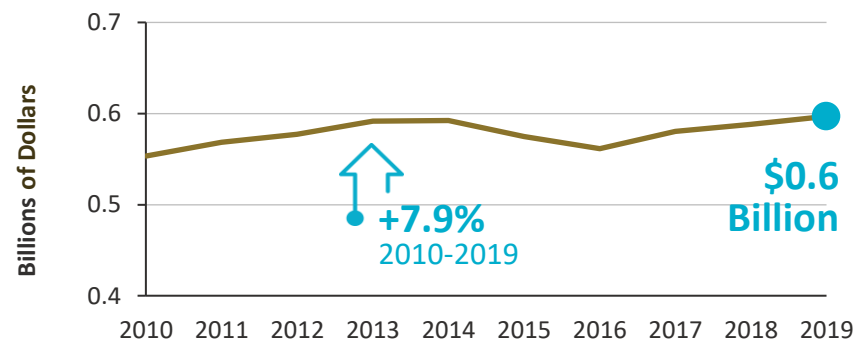
Proportion of GDP in NB: 2019¹
Other Services Sector

Other Services
1.9%



All other
sectors
98.1%

Real GDP²
NB Other Services Sector
(at Basic Prices, Chained 2012 Dollars)



Employment in New Brunswick

In 2019:

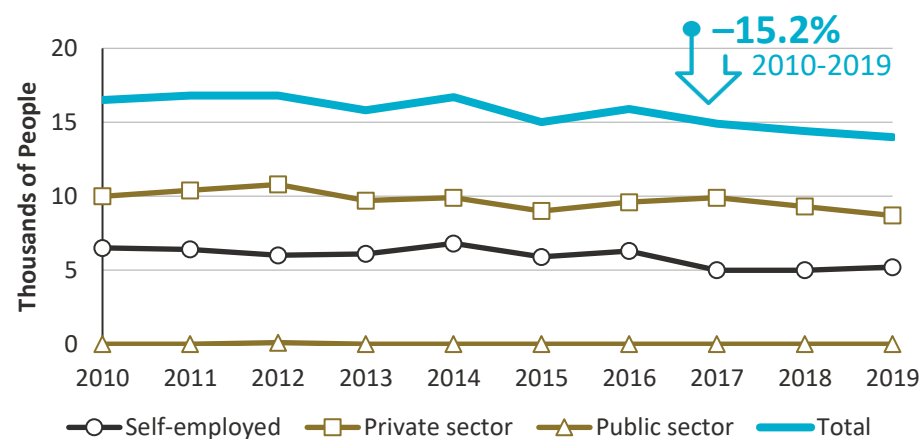
- 14,000 were employed in the NB Other Services sector (78.6% full-time, 21.4% part-time)⁴
- 600 were unemployed⁴
- 3.9% of all employed in NB worked in this sector⁴
- 9.2% of employees in this NB sector were part of a union and/or covered by a collective agreement – versus 29.1% of all employees in the Province⁵



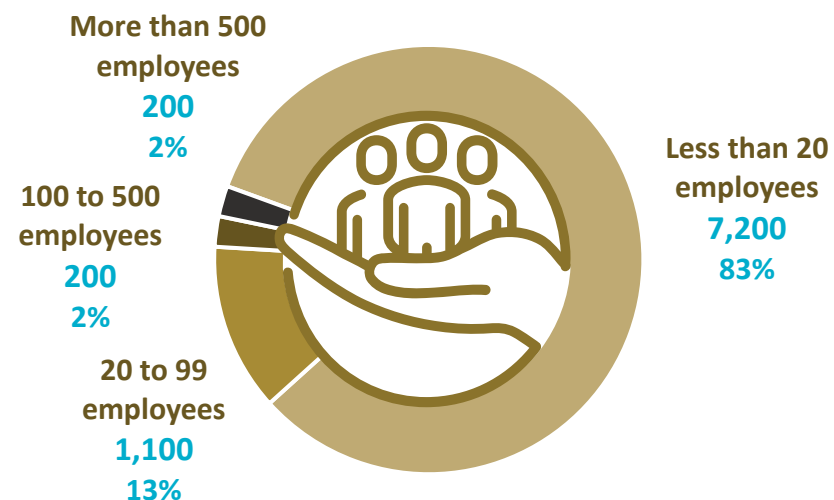
NB Unemployment Rate: 2019⁴ Other Services Sector vs All Sectors



Employment: 2010-2019⁶ NB Other Services Sector



Employment by Size of Employer: 2019⁷ NB Other Services Sector



*This chart does not include the self-employed.

Human Resources Profile

Demographics

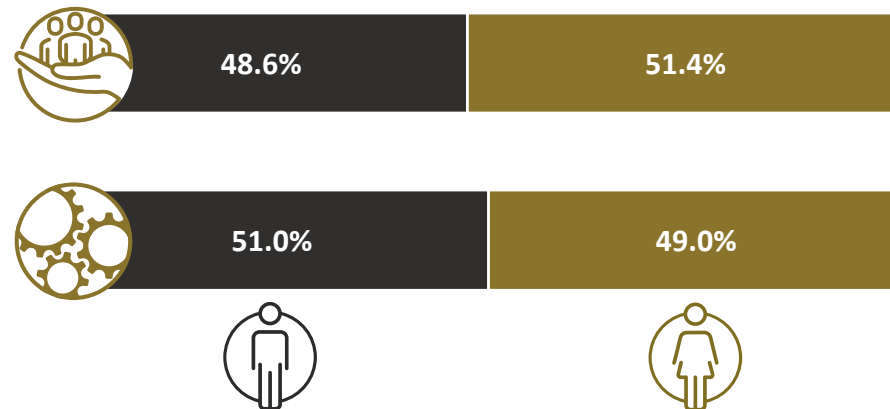
In 2019:

- 14,600 people were part of the labour force in the NB Other Services sector, of which 14,000 were employed⁴

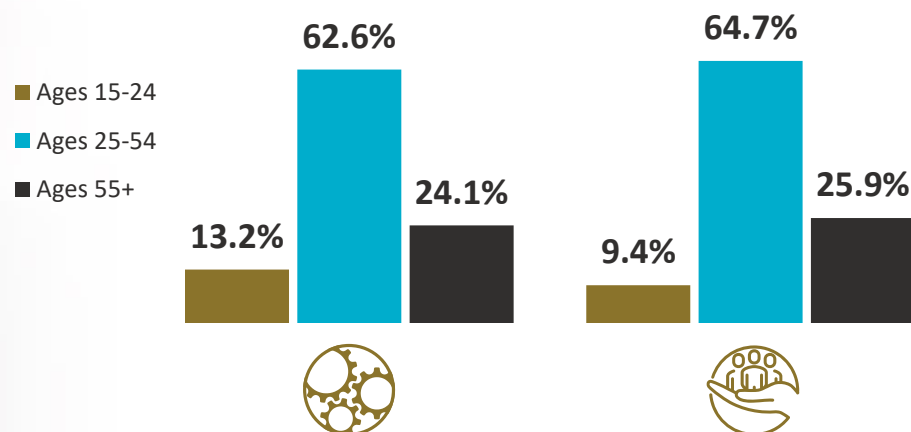
From 2010 to 2019:

- The percentage of females employed in the sector increased from 49.1% to 51.4%⁴
- The percentage of workers employed in this sector:⁴
 - Ages 15-24 decreased 3.4 percentage points
 - Ages 25-54 increased 2.9 percentage points
 - Ages 55 and over increased 0.4 percentage points

NB Employment by Sex: 2019⁴
Other Services Sector vs All Sectors



NB Employment by Age: 2019⁴
Other Services Sector vs All Sectors



Major Occupations

In 2019:

- 40.9% of those working in the NB Other Services sector worked in one of the five National Occupation Code (NOC) occupations listed in the table to the right⁸
- These 6,400 employees represented 1.8% of all employed in NB⁸



Major Occupations: 2019 ⁸ NB Other Services Sector		
Occupation	Employed	NOC
Hairstylists and barbers	2,500	6341
Automotive service technicians, truck and bus mechanics and mechanical repairers	1,800	7321
Estheticians, electrologists and related occupations	800	6562
Professional occupations in religion	800	4154
Administrative assistants	500	1241

Wage and Salary Information

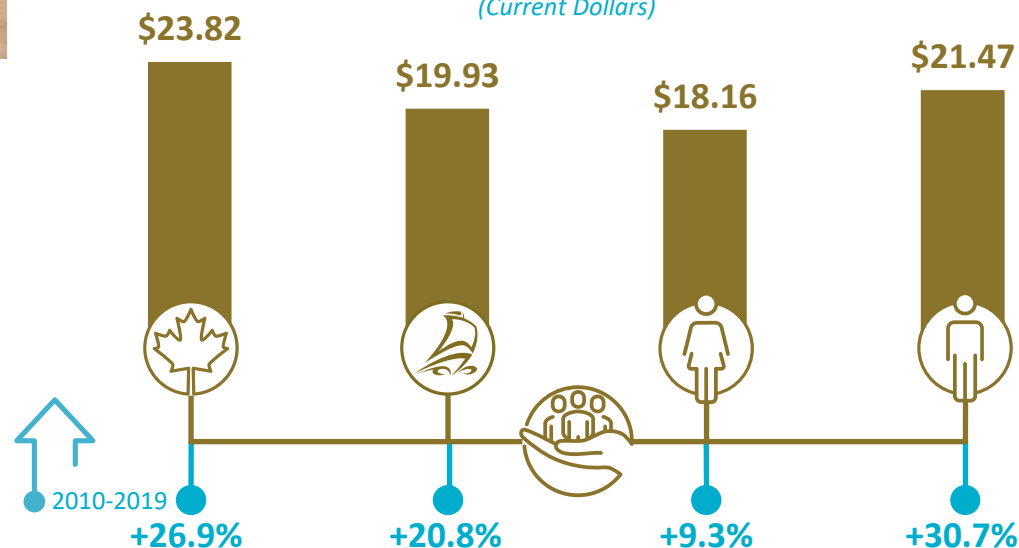
In 2019:

- The average wage in the NB Other Services sector (\$19.93) was less than the average NB wage across all sectors (\$23.49)⁹

From 2010 to 2019:

- The relative change in the sector's average wage (+20.8%) was less than the relative change in the average NB wage across all sectors (+23.2%)⁹

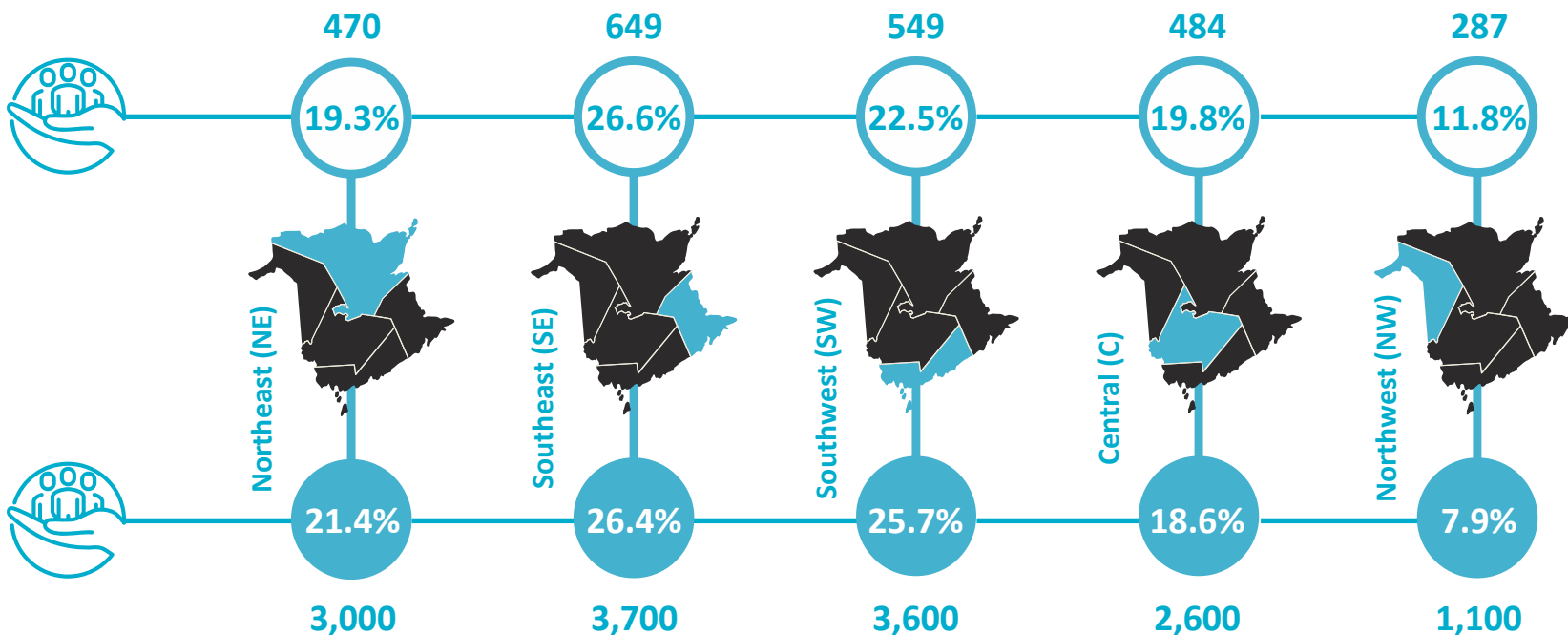
Average Hour Wage: 2019⁹ Other Services Sector (Current Dollars)



Regional Highlights


Employers

Regional
Distribution:
2019¹⁰



Employed

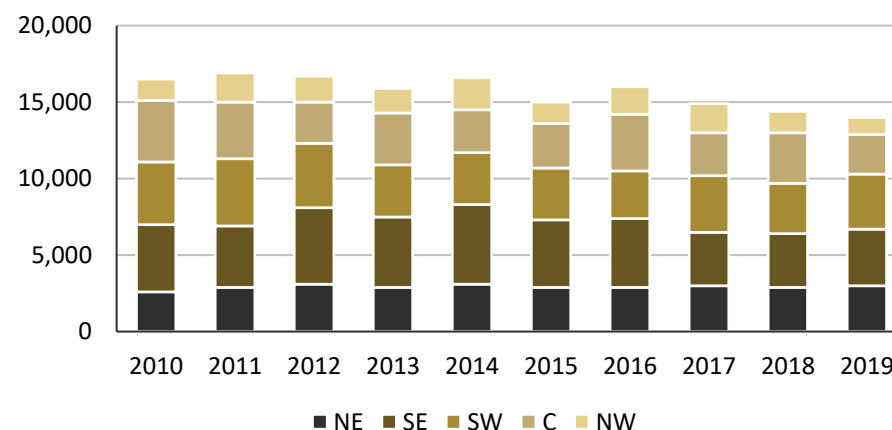
Regional
Distribution:
2019¹¹



Number of Regional Employers by Employment Size: 2019¹⁰
NB Other Services Sector

Region	1-9	10-49	50-199	200+	Total
NE	427	41	1	1	470
SE	547	94	8	0	649
SW	472	71	6	0	549
C	405	73	6	0	484
NW	267	19	1	0	287
Unknown	68	6	0	0	74
TOTAL	2,186	304	22	1	2,513

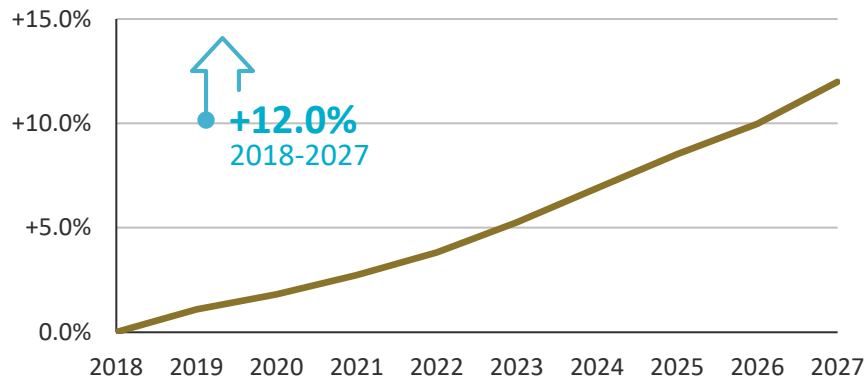
Employment by Economic Region: 2010-2019¹¹
NB Other Services Sector



Business Outlook 2018-2027

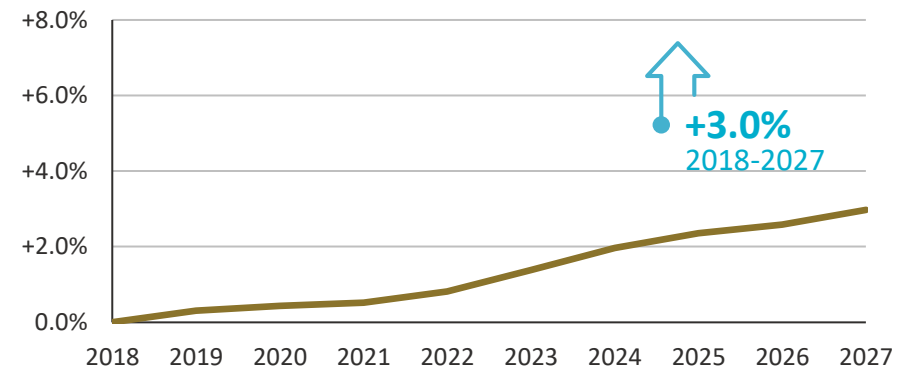
GDP Forecast

Forecasted Change in Real GDP⁸
NB Other Services Sector
(Relative to 2018)

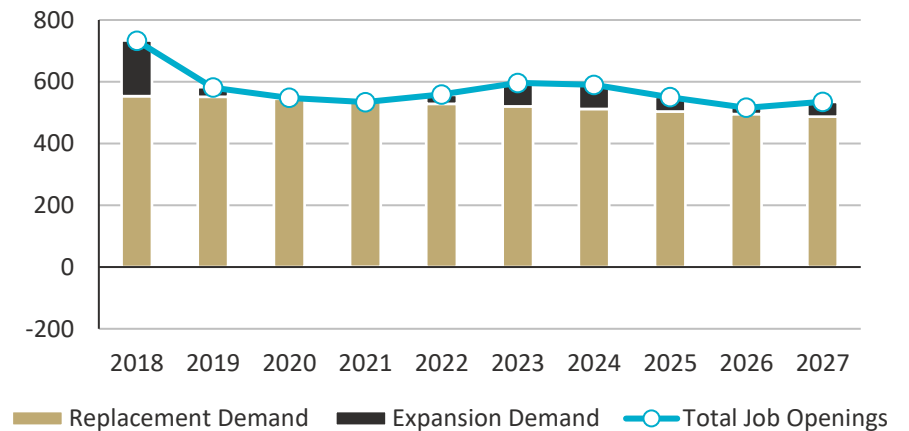


Employment Forecast

Forecasted Change in Employment⁸
NB Other Services Sector
(Relative to 2018)



Forecasted Job Openings⁸
NB Other Services Sector



Links for Further Information

Government Sources

- NBjobs.ca
- Labour Market Information
- Sector Definitions - North American Industry Classification System, 2017 (NAICS)
- Classification of Occupations - National Occupational Classification, 2016 (NOC)

Sector Associations

- Automotive Industries Association of Canada
- Canadian Jewellers Association
- Cosmetology Association of New Brunswick
- New Brunswick Funeral Directors and Embalmers Association

For Additional Information Contact:

New Brunswick Department of Post-Secondary Education,
Training and Labour

lmi@gnb.ca

Prepared by:



Data Sources

- ¹ Statistics Canada, Table 36-10-0400
- ² Statistics Canada, Table 36-10-0402
- ³ Statistics Canada, Table 36-10-0489
- ⁴ Statistics Canada, Table 14-10-0023
- ⁵ Statistics Canada, Table 14-10-0070
- ⁶ Statistics Canada, Table 14-10-0027



- ⁷ Statistics Canada, Table 14-10-0068
- ⁸ Stokes Economics, Customized New Brunswick Forecast
- ⁹ Statistics Canada, Table 14-10-0064
- ¹⁰ Statistics Canada via the Community Data Program
- ¹¹ Statistics Canada, Table 14-10-0392