



A Profile of the EDUCATIONAL SERVICES SECTOR IN NEW BRUNSWICK

September 2021

NBjobs.ca

Table of Contents

Current Business Environment	2
GDP and Productivity	2
Employment in New Brunswick	3
Human Resources Profile	4
Demographics	4
Major Occupations	5
Wage and Salary Information	5
Regional Highlights	6
Employers	6
Employed	6
Business Outlook 2018-2027	7
GDP Forecast	7
Employment Forecast	7
Links for Further Information	8
Government Sources	8
Sector Associations	8

Note: This profile includes data from a variety of sources that use different methodologies and are subject to periodic retroactive revisions. As a result, data from one source may not match with data from other datasets. Information about the sources and methodologies used are available upon request. In some instances source data points have been suppressed. Where this occurs, the data values presented have been inferred from non-suppressed data. Also, some totals may not equal the sum of their components due to rounding.

Sector Definition

The Educational Services sector consists of establishments that are primarily engaged in providing instruction and training in a wide variety of subjects. This instruction and training is provided by specialized establishments, such as schools, colleges, universities and training centres, which may be either publicly or privately owned and operated, and can be run either for profit or not.

The scope of this profile includes North American Industry Classification System (NAICS 2017) sector 61.

Legend



Educational Services sector



All sectors



Male



New Brunswick



Canada



Female

Current Business Environment

GDP* and Productivity

In 2019:

- The Educational Services sector represented 6.1% of New Brunswick's (NB) GDP, contributing \$1.9 billion (*chained 2012 dollars*)^{1, 2}
- NB Labour Productivity^{2, 3} (*a measure of productivity based on GDP per hour worked in the sector*):
 - This sector – \$47.81 output per hour of work (*chained 2012 dollars*)
 - Average of all sectors – \$48.47 output per hour of work (*chained 2012 dollars*)

* Gross Domestic Product

Proportion of GDP in NB: 2019¹ Educational Services Sector

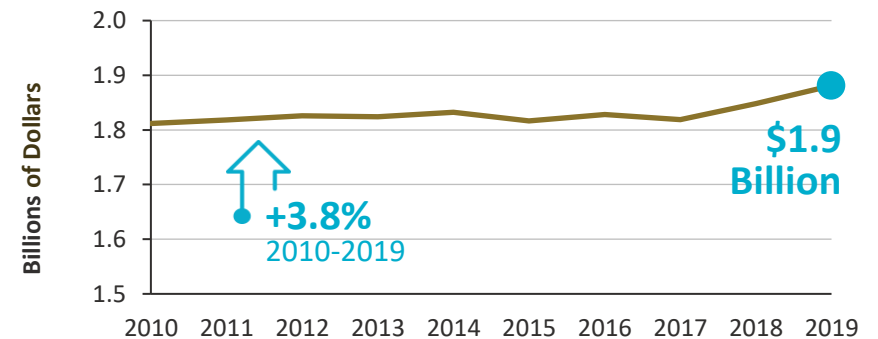
Educational
Services
6.1%



All other
sectors
93.9%



Real GDP² NB Educational Services Sector (at Basic Prices, Chained 2012 Dollars)



Employment in New Brunswick

In 2019:

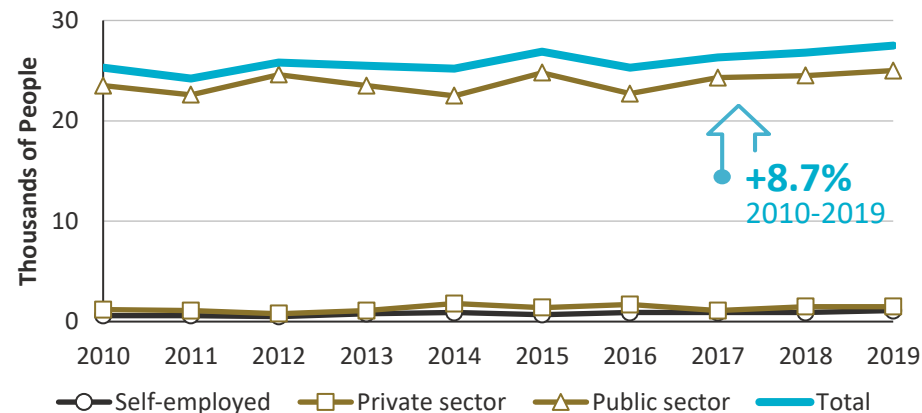
- 27,500 were employed in the NB Educational Services sector (88.0% full-time, 12.0% part-time)⁴
- 1,300 were unemployed⁴
- 7.6% of all employed in NB worked in this sector⁴
- 79.2% of employees in this NB sector were part of a union and/or covered by a collective agreement – versus 29.1% of all employees in the Province⁵



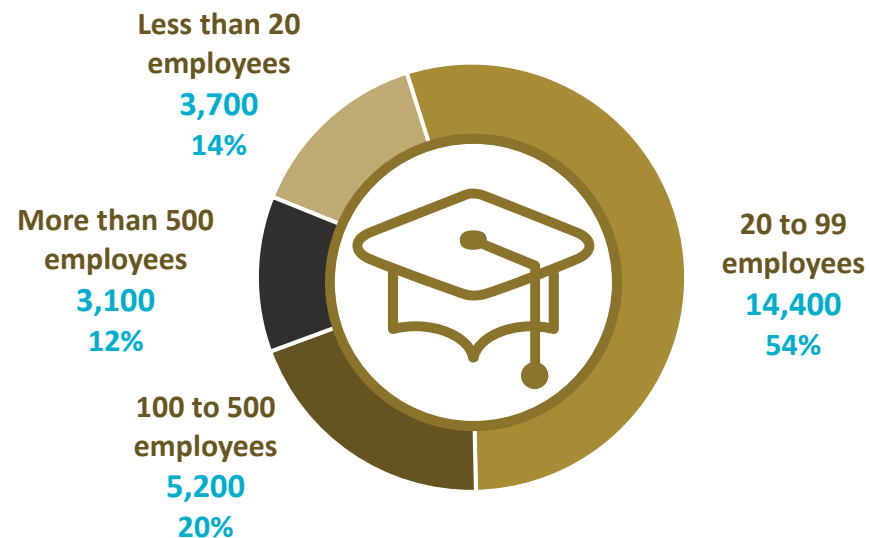
NB Unemployment Rate: 2019⁴ Educational Services Sector vs All Sectors



Employment: 2010-2019⁶ NB Educational Services Sector



Employment by Size of Employer: 2019⁷ NB Educational Services Sector



*This chart does not include the self-employed.

Human Resources Profile

Demographics

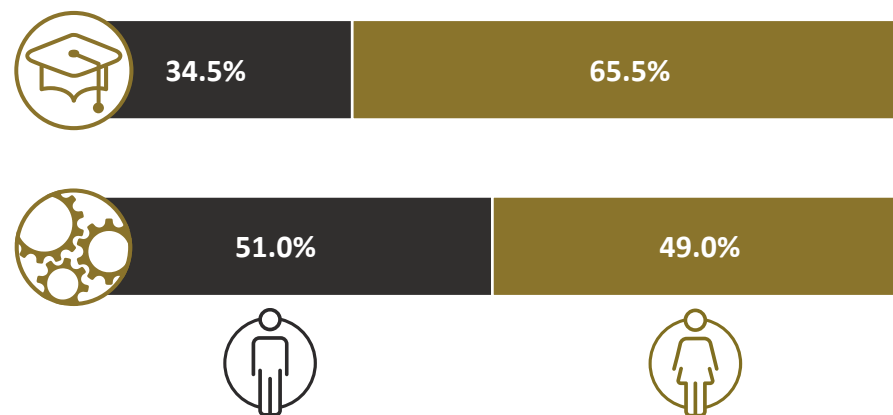
In 2019:

- 28,900 people were part of the labour force in the NB Educational Services sector, of which 27,500 were employed⁴

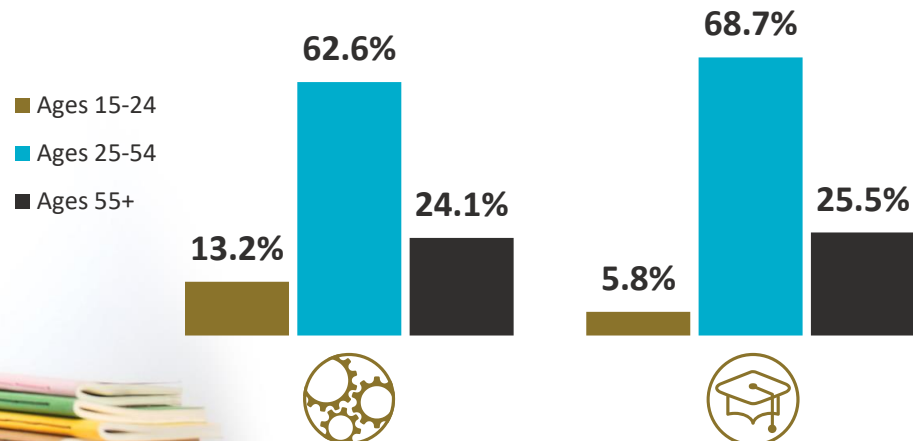
From 2010 to 2019:

- The percentage of females employed in the sector increased from 63.2% to 65.5%⁴
- The percentage of workers employed in this sector:⁴
 - Ages 15-24 decreased 0.9 percentage points
 - Ages 25-54 decreased 5.2 percentage points
 - Ages 55 and over increased 6.1 percentage points

NB Employment by Sex: 2019⁴
Educational Services Sector vs All Sectors



NB Employment by Age: 2019⁴
Educational Services Sector vs All Sectors



Major Occupations

In 2019:

- 58.7% of those working in the NB Educational Services sector worked in one of the five National Occupation Code (NOC) occupations listed in the table to the right⁸
- These 15,100 employees represented 4.3% of all employed in NB⁸



Major Occupations: 2019 ⁸ NB Educational Services Sector		
Occupation	Employed	NOC
Elementary school and kindergarten teachers	5,900	4032
Elementary and secondary school teacher assistants	3,300	4413
Secondary school teachers	3,000	4031
University professors and lecturers	1,600	4011
Janitors, caretakers and building superintendents	1,300	6733

Wage and Salary Information

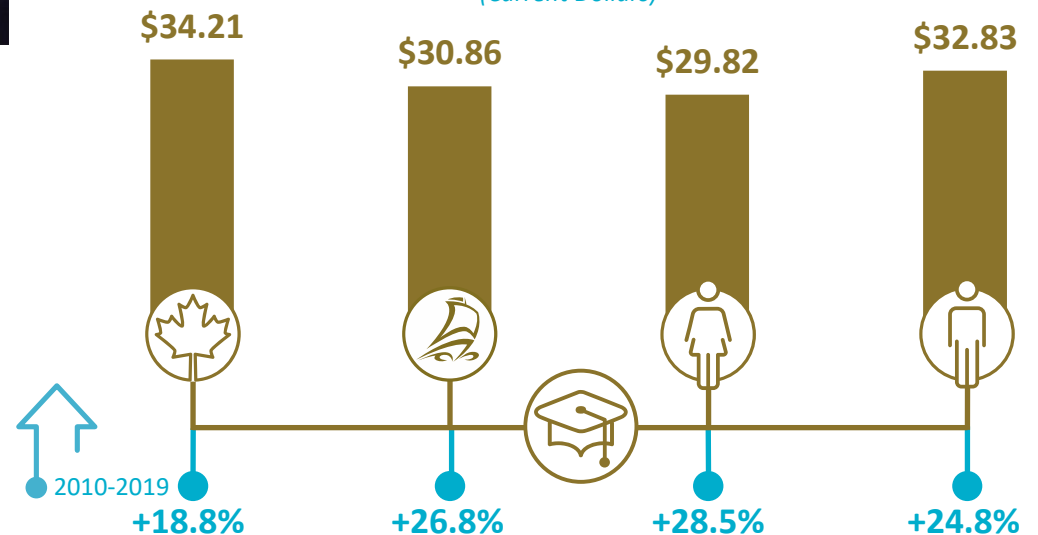
In 2019:

- The average wage in the NB Educational Services sector (\$30.86) was greater than the average NB wage across all sectors (\$23.49)⁹

From 2010 to 2019:

- The relative change in the sector's average wage (+26.8%) was greater than the relative change in the average NB wage across all sectors (+23.2%)⁹

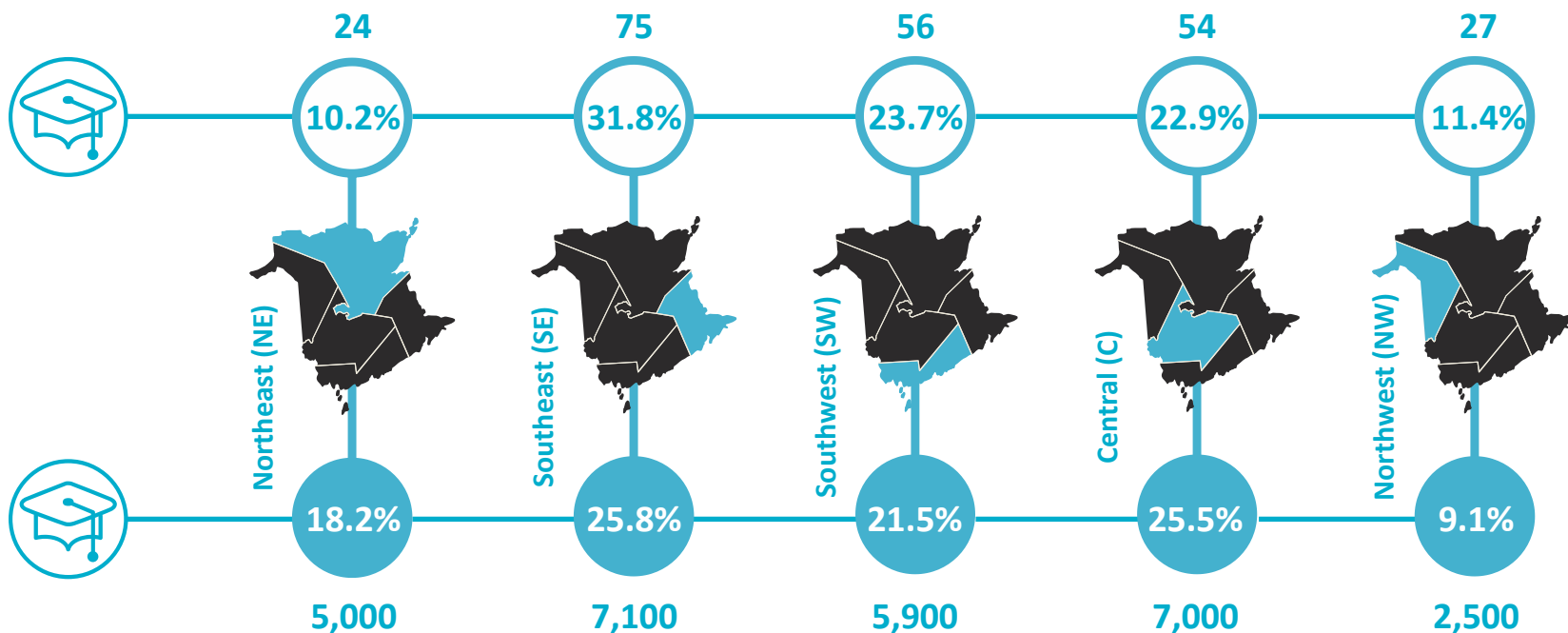
Average Hour Wage: 2019⁹ Educational Services Sector (Current Dollars)



Regional Highlights

Employers

Regional Distribution: 2019¹⁰



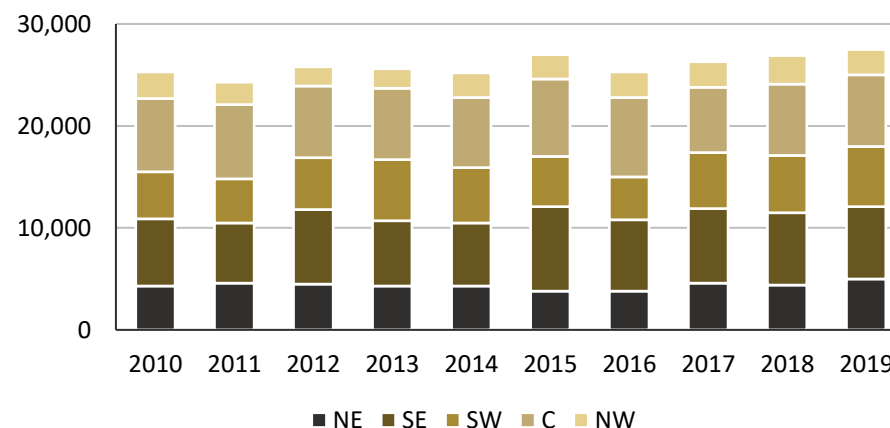
Employed

Regional Distribution: 2019¹¹

**Number of Regional Employers by Employment Size: 2019¹⁰
NB Educational Services Sector**

Region	1-9	10-49	50-199	200+	Total
NE	14	5	4	1	24
SE	47	21	4	3	75
SW	36	16	4	0	56
C	33	15	3	3	54
NW	20	5	2	0	27
Unknown	14	2	1	1	18
TOTAL	164	64	18	8	254

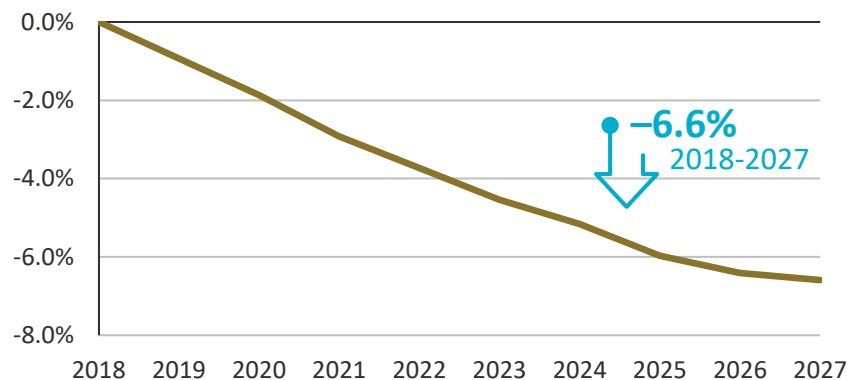
**Employment by Economic Region: 2010-2019¹¹
NB Educational Services Sector**



Business Outlook 2018-2027

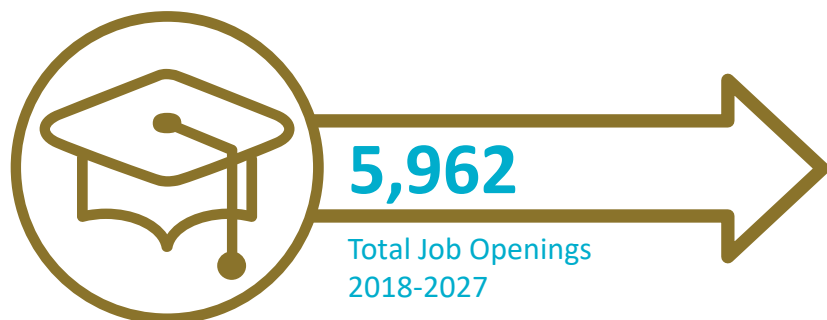
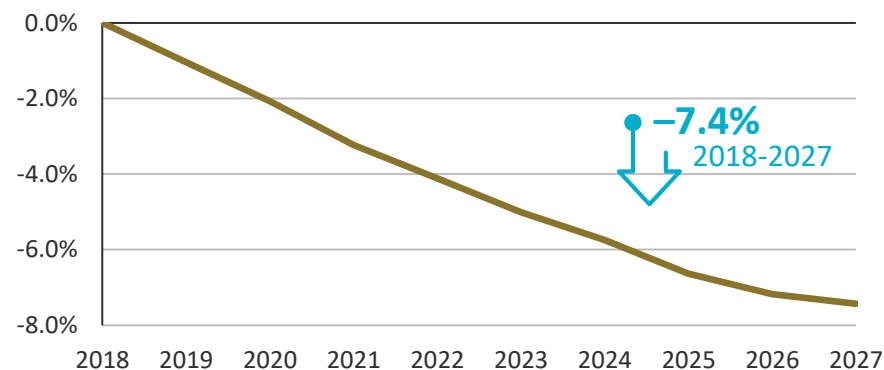
GDP Forecast

Forecasted Change in Real GDP⁸
NB Educational Services Sector
(Relative to 2018)

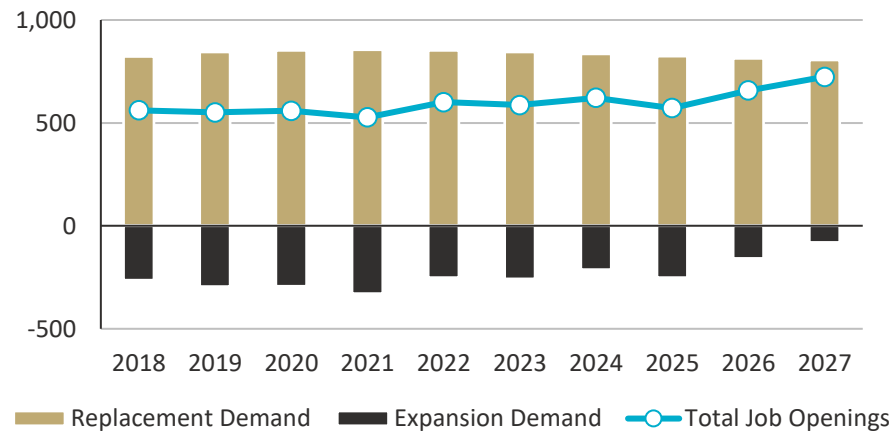


Employment Forecast

Forecasted Change in Employment⁸
NB Educational Services Sector
(Relative to 2018)



Forecasted Job Openings⁸
NB Educational Services Sector



Links for Further Information

Government Sources

- NBjobs.ca
- Labour Market Information
- Sector Definitions - North American Industry Classification System, 2017 (NAICS)
- Classification of Occupations - National Occupational Classification, 2016 (NOC)

Sector Associations

- Association des enseignantes et des enseignants francophones du Nouveau-Brunswick
- Colleges and Institutes Canada
- Canadian Association of University Teachers
- Canadian Education Association
- Canadian Teachers' Federation
- New Brunswick Association of Private Colleges and Universities
- New Brunswick Teachers' Association
- New Brunswick Teachers' Federation
- Universities Canada

For Additional Information Contact:

New Brunswick Department of Post-Secondary Education,
Training and Labour

lmi@gnb.ca

Prepared by:



Data Sources

- ¹ Statistics Canada, Table 36-10-0400
- ² Statistics Canada, Table 36-10-0402
- ³ Statistics Canada, Table 36-10-0489
- ⁴ Statistics Canada, Table 14-10-0023
- ⁵ Statistics Canada, Table 14-10-0070
- ⁶ Statistics Canada, Table 14-10-0027

- ⁷ Statistics Canada, Table 14-10-0068
- ⁸ Stokes Economics, Customized New Brunswick Forecast
- ⁹ Statistics Canada, Table 14-10-0064
- ¹⁰ Statistics Canada via the Community Data Program
- ¹¹ Statistics Canada, Table 14-10-0392

