



**A Profile of the
BUSINESS, BUILDING
AND OTHER SUPPORT
SERVICES SECTOR
IN NEW BRUNSWICK**

September 2021

NBjobs.ca

Table of Contents

Current Business Environment	2
GDP and Productivity	2
Employment in New Brunswick	3
Human Resources Profile	4
Demographics	4
Major Occupations	5
Wage and Salary Information	5
Regional Highlights	6
Employers	6
Employed	6
Business Outlook 2018-2027	7
GDP Forecast	7
Employment Forecast	7
Links for Further Information	8
Government Sources	8
Sector Associations	8

Note: This profile includes data from a variety of sources that use different methodologies and are subject to periodic retroactive revisions. As a result, data from one source may not match with data from other datasets. Information about the sources and methodologies used are available upon request. In some instances source data points have been suppressed. Where this occurs, the data values presented have been inferred from non-suppressed data. Also, some totals may not equal the sum of their components due to rounding.

Sector Definition

For the purpose of this profile, the Business, Building and Other Support Services sector includes the following sectors:

Management of Companies and Enterprises: This sector consists of establishments that are primarily engaged in managing companies and enterprises and/or holding the securities or financial assets of companies and enterprises, for the purpose of owning a controlling interest in them and/or influencing their management decisions. They may undertake the function of management, or they may entrust the function of financial management to portfolio managers.

Administrative and Support, Waste Management and Remediation Services: This sector comprises establishments of two different types: those primarily engaged in activities that support the day-to-day operations of other organizations (e.g. administration, cleaning buildings, etc.); and those primarily engaged in waste management activities.

The scope of this profile includes North American Industry Classification System (NAICS 2017) sectors 55 and 56.

Legend



Business, Building and Other Support Services sector



All sectors



Male



New Brunswick



Canada



Female

Current Business Environment

GDP* and Productivity

In 2019:

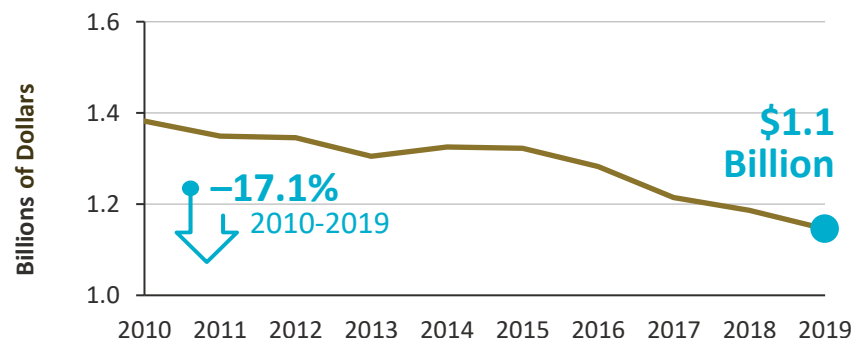
- The Business, Building and Other Support Services sector represented 3.9% of New Brunswick's (NB) GDP, contributing \$1.1 billion (*chained 2012 dollars*)^{1, 2}
- NB Labour Productivity^{2, 3} (*a measure of productivity based on GDP per hour worked in the sector*):
 - This sector – \$30.65 output per hour of work (*chained 2012 dollars*)
 - Average of all sectors – \$48.47 output per hour of work (*chained 2012 dollars*)

* Gross Domestic Product

Proportion of GDP in NB: 2019¹ Business, Building and Other Support Services Sector



Real GDP² NB Business, Building and Other Support Services Sector (at Basic Prices, Chained 2012 Dollars)



Employment in New Brunswick

In 2019:

- 16,300 were employed in the NB Business, Building and Other Support Services sector (84.0% full-time, 16.0% part-time)⁴
- 1,500 were unemployed⁴
- 4.5% of all employed in NB worked in this sector⁴
- 10.4% of employees in this NB sector were part of a union and/or covered by a collective agreement – versus 29.1% of all employees in the Province⁵



NB Unemployment Rate: 2019⁴ Business, Building And Other Support Services Sector vs All Sectors

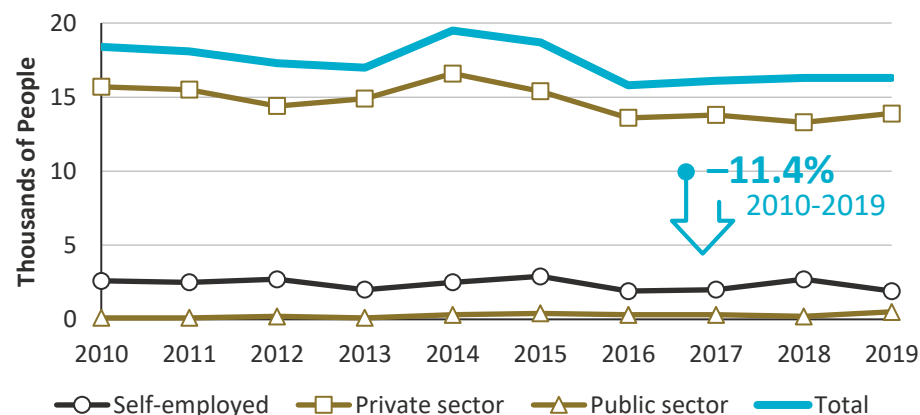


8.4%

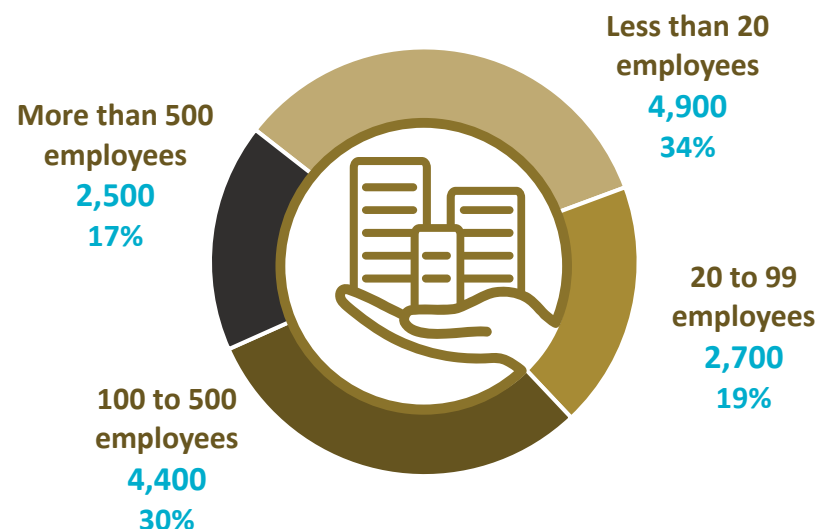


8.1%

Employment: 2010-2019⁶ NB Business, Building and Other Support Services Sector



Employment by Size of Employer: 2019⁷ NB Business, Building and Other Support Services Sector



*This chart does not include the self-employed.

Human Resources Profile

Demographics

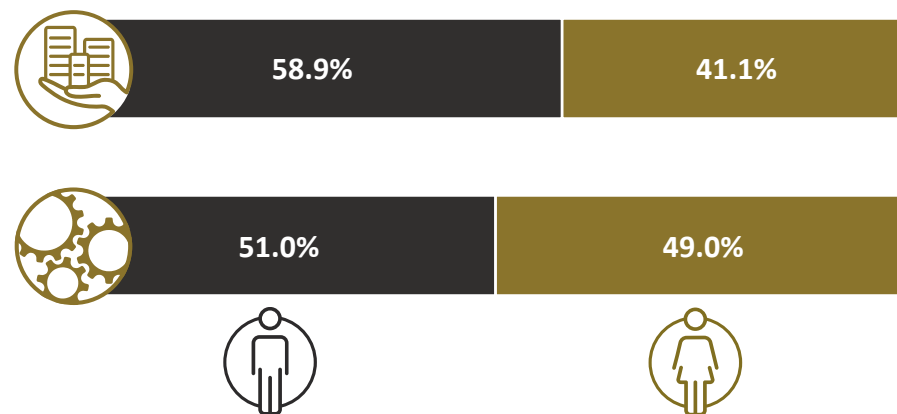
In 2019:

- 17,800 people were part of the labour force in the NB Business, Building and Other Support Services sector, of which 16,300 were employed⁴

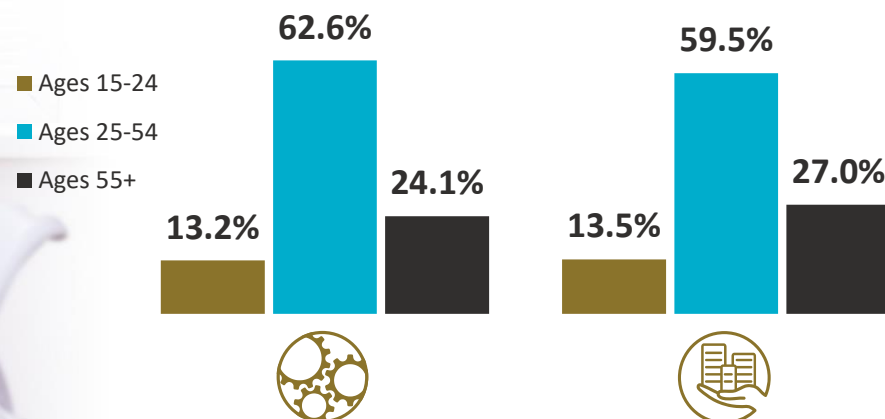
From 2010 to 2019:

- The percentage of females employed in the sector decreased from 50.0% to 41.1%⁴
- The percentage of workers employed in this sector:⁴
 - Ages 15-24 decreased 2.8 percentage points
 - Ages 25-54 decreased 8.4 percentage points
 - Ages 55 and over increased 11.2 percentage points

NB Employment by Sex: 2019⁴
Business, Building and Other Support Services Sector
vs All Sectors



NB Employment by Age: 2019⁴
Business, Building And Other Support Services Sector
vs All Sectors



Major Occupations

In 2019:

- 51.6% of those working in the NB Business, Building and Other Support Services sector worked in one of the five National Occupation Code (NOC) occupations listed in the table to the right⁸
- These 8,400 employees represented 2.4% of all employed in NB⁸



Major Occupations: 2019 ⁸ NB Business, Building and Other Support Services Sector		
Occupation	Employed	NOC
Other customer and information services representatives	3,500	6552
Light duty cleaners	1,900	6731
Security guards and related security service occupations	1,100	6541
Janitors, caretakers and building superintendents	1,100	6733
Landscaping and grounds maintenance labourers	800	8612

Wage and Salary Information

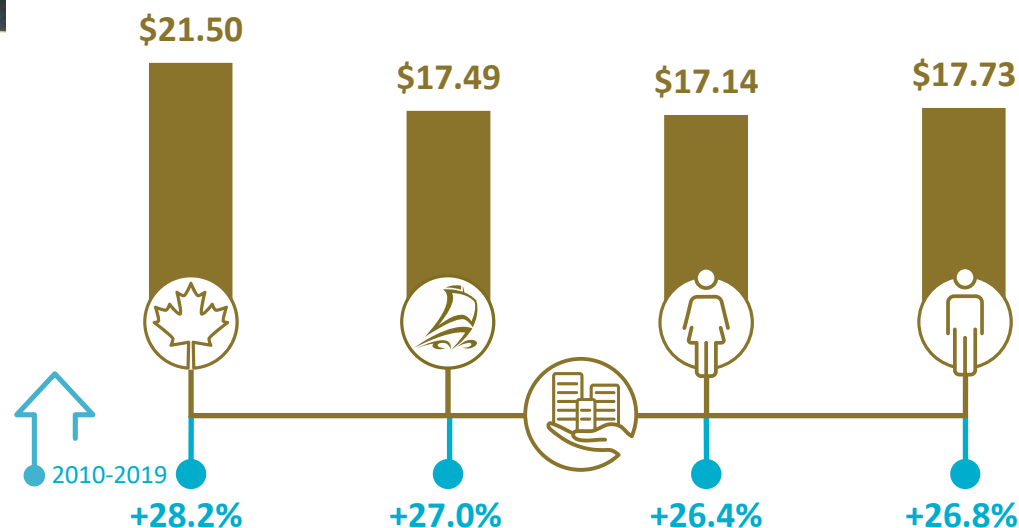
In 2019:

- The average wage in the NB Business, Building and Other Support Services sector (\$17.49) was less than the average NB wage across all sectors (\$23.49)⁹

From 2010 to 2019:

- The relative change in the sector's average wage (+27.0%) was greater than the relative change in the average NB wage across all sectors (+23.2%)⁹

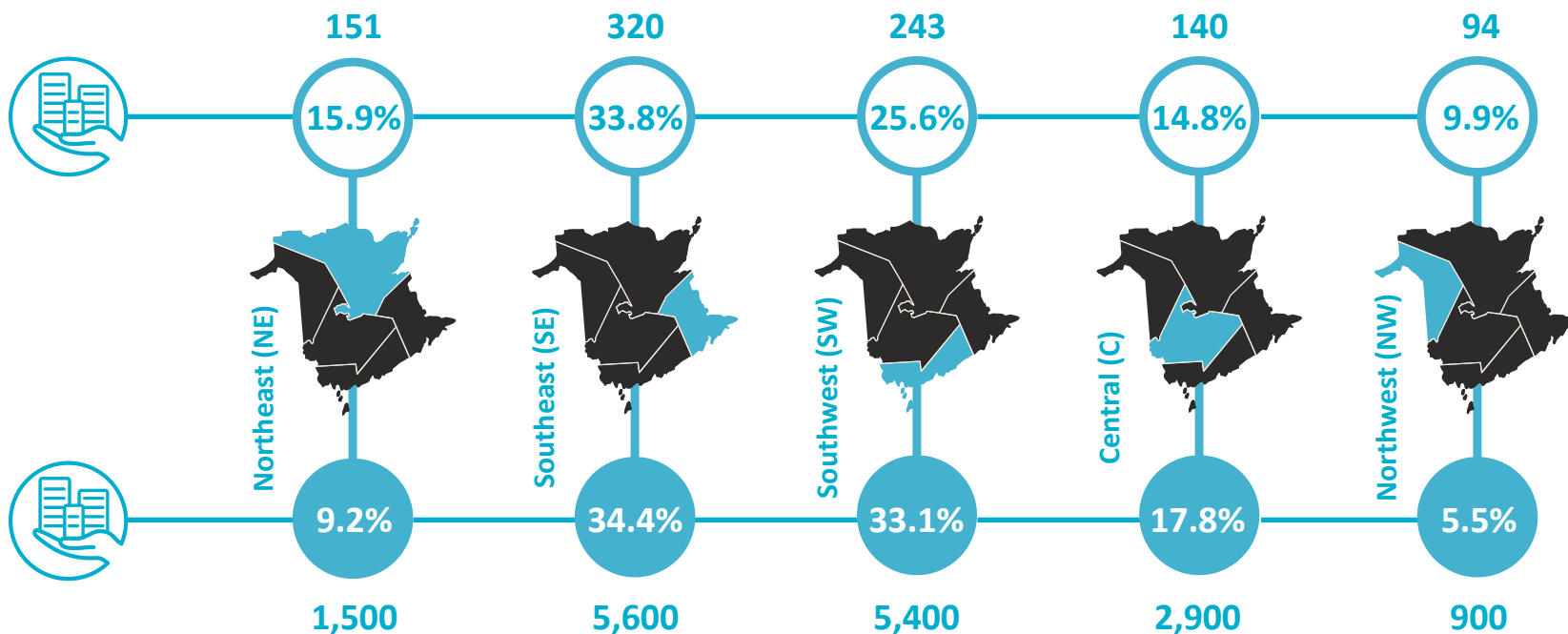
Average Hour Wage: 2019⁹ Business, Building and Other Support Services Sector (Current Dollars)



Regional Highlights

Employers

Regional
Distribution:
2019¹⁰

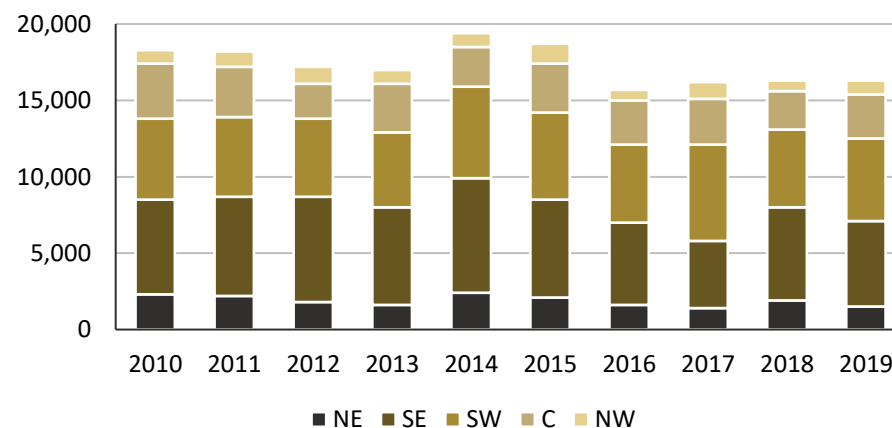


Employed

Regional
Distribution:
2019¹¹

Number of Regional Employers by Employment Size: 2019 ¹⁰ NB Business, Building and Other Support Services Sector					
Region	1-9	10-49	50-199	200+	Total
NE	118	30	2	1	151
SE	223	61	25	11	320
SW	163	56	16	8	243
C	97	30	10	3	140
NW	64	24	3	3	94
Unknown	46	10	5	1	62
TOTAL	711	211	61	27	1,010

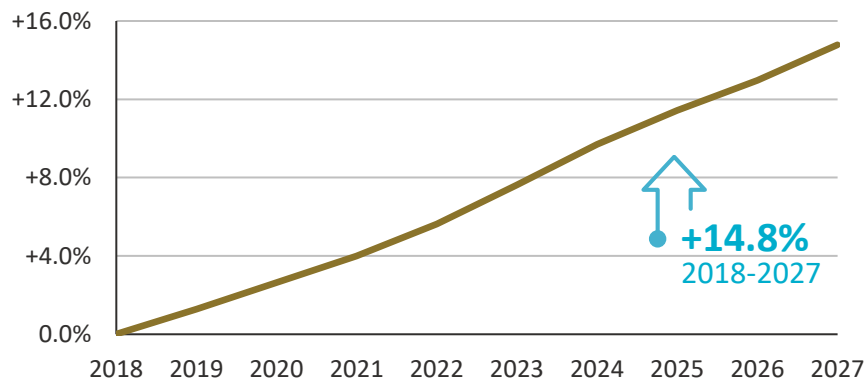
Employment by Economic Region: 2010-2019¹¹
NB Business, Building and Other Support Services Sector



Business Outlook 2018-2027

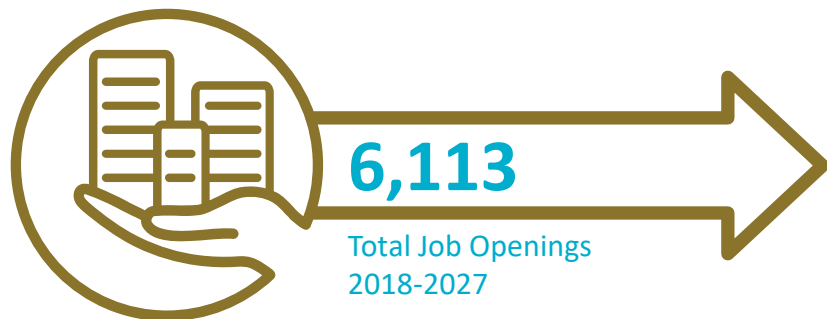
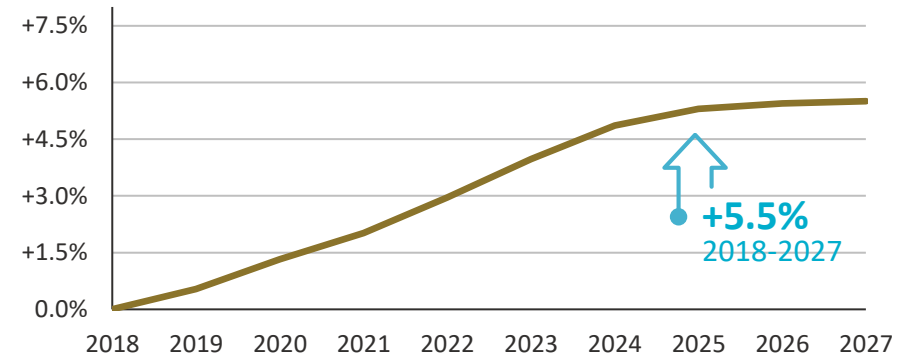
GDP Forecast

Forecasted Change in Real GDP⁸
NB Business, Building and Other Support Services Sector
(Relative to 2018)

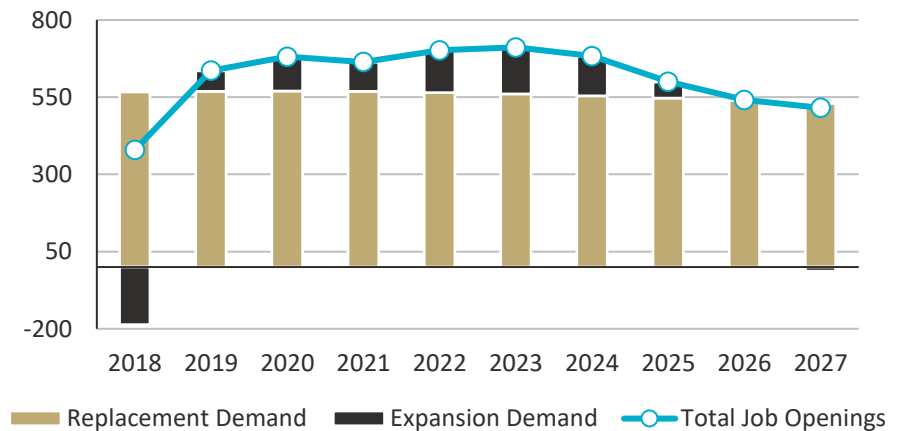


Employment Forecast

Forecasted Change in Employment⁸
NB Business, Building and Other Support Services Sector
(Relative to 2018)



Forecasted Job Openings⁸
NB Business, Building and Other Support Services Sector



Links for Further Information

Government Sources

- NBjobs.ca
- Labour Market Information
- Sector Definitions - North American Industry Classification System, 2017 (NAICS)
- Classification of Occupations - National Occupational Classification, 2016 (NOC)

Sector Associations

- Association of Canadian Travel Agencies
- Canadian Association of Environmental Management
- Canadian Security Association
- Canadian Water and Wastewater Association
- Municipal Waste Association
- Recycle NB

For Additional Information Contact:

New Brunswick Department of Post-Secondary Education,
Training and Labour

lmi@gnb.ca

Prepared by:



Data Sources

- ¹ Statistics Canada, Table 36-10-0400
- ² Statistics Canada, Table 36-10-0402
- ³ Statistics Canada, Table 36-10-0489
- ⁴ Statistics Canada, Table 14-10-0023
- ⁵ Statistics Canada, Table 14-10-0070
- ⁶ Statistics Canada, Table 14-10-0027

- ⁷ Statistics Canada, Table 14-10-0068
- ⁸ Stokes Economics, Customized New Brunswick Forecast
- ⁹ Statistics Canada, Table 14-10-0064
- ¹⁰ Statistics Canada via the Community Data Program
- ¹¹ Statistics Canada, Table 14-10-0392

