



# A Profile of the **TRANSPORTATION AND WAREHOUSING SECTOR IN NEW BRUNSWICK**

September 2021

**NBjobs.ca**

# Table of Contents

<b>Current Business Environment</b>	<b>2</b>
GDP and Productivity	2
Employment in New Brunswick	3
<b>Human Resources Profile</b>	<b>4</b>
Demographics	4
Major Occupations	5
Wage and Salary Information	5
<b>Regional Highlights</b>	<b>6</b>
Employers	6
Employed	6
<b>Business Outlook 2018-2027</b>	<b>7</b>
GDP Forecast	7
Employment Forecast	7
<b>Links for Further Information</b>	<b>8</b>
Government Sources	8
Sector Associations	8

*Note: This profile includes data from a variety of sources that use different methodologies and are subject to periodic retroactive revisions. As a result, data from one source may not match with data from other datasets. Information about the sources and methodologies used are available upon request. In some instances source data points have been suppressed. Where this occurs, the data values presented have been inferred from non-suppressed data. Also, some totals may not equal the sum of their components due to rounding.*

# Sector Definition

The Transportation and Warehousing sector consists of establishments that are primarily engaged in transporting passengers and goods, warehousing and storing goods, and providing services to these establishments. The modes of transportation are road (trucking, transit and ground passenger), rail, water, air and pipeline. These are further subdivided according to the way in which businesses in each mode organize their establishments. National post office and courier establishments, which also transport goods, are included in this sector. Warehousing and storage establishments are subdivided according to the type of service and facility that is operated. Many of the establishments in this sector are structured as networks, with activities, workers, and physical facilities distributed over an extensive geographic area.

The scope of this profile includes North American Industry Classification System (NAICS 2017) sectors 48-49.

## Legend



Transportation and  
Warehousing sector



All sectors



Male



New Brunswick



Canada



Female

# Current Business Environment

## GDP\* and Productivity

In 2019:

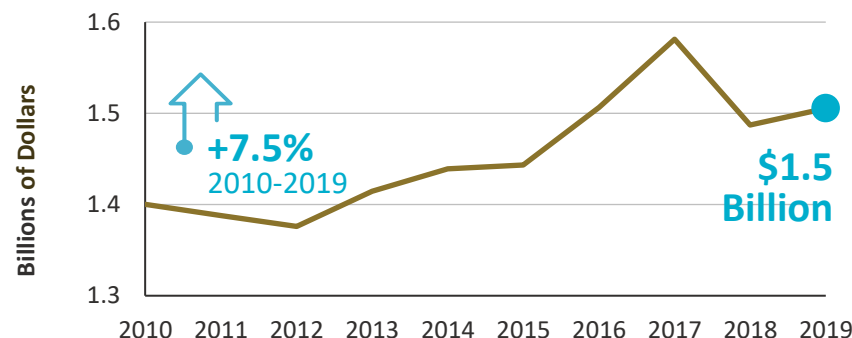
- The Transportation and Warehousing sector represented 5.2% of New Brunswick's (NB) GDP, contributing \$1.5 billion (*chained 2012 dollars*)<sup>1, 2</sup>
- NB Labour Productivity<sup>2, 3</sup> (*a measure of productivity based on GDP per hour worked in the sector*):
  - This sector – \$41.92 output per hour of work (*chained 2012 dollars*)
  - Average of all sectors – \$48.47 output per hour of work (*chained 2012 dollars*)

\* Gross Domestic Product

Proportion of GDP in NB: 2019<sup>1</sup>  
Transportation and Warehousing Sector



Real GDP<sup>2</sup>  
NB Transportation and Warehousing Sector  
(at Basic Prices, Chained 2012 Dollars)





## Employment in New Brunswick

In 2019:

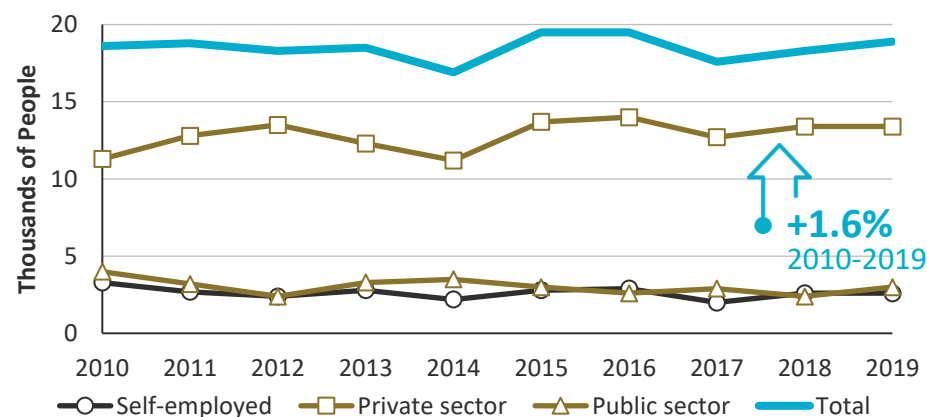
- 18,900 were employed in the NB Transportation and Warehousing sector (91.0% full-time, 9.0% part-time)<sup>4</sup>
- 700 were unemployed<sup>4</sup>
- 5.2% of all employed in NB worked in this sector<sup>4</sup>
- 27.4% of employees in this NB sector were part of a union and/or covered by a collective agreement – versus 29.1% of all employees in the Province<sup>5</sup>



### NB Unemployment Rate: 2019<sup>4</sup> Transportation And Warehousing Sector vs All Sectors



### Employment: 2010-2019<sup>6</sup> NB Transportation and Warehousing Sector



### Employment by Size of Employer: 2019<sup>7</sup> NB Transportation and Warehousing Sector



\*This chart does not include the self-employed.

# Human Resources Profile

## Demographics

In 2019:

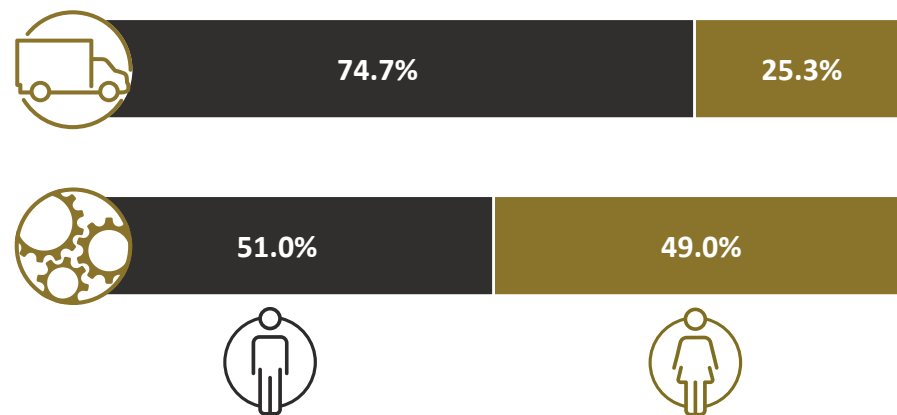
- 19,700 people were part of the labour force in the NB Transportation and Warehousing sector, of which 18,900 were employed<sup>4</sup>

From 2010 to 2019:

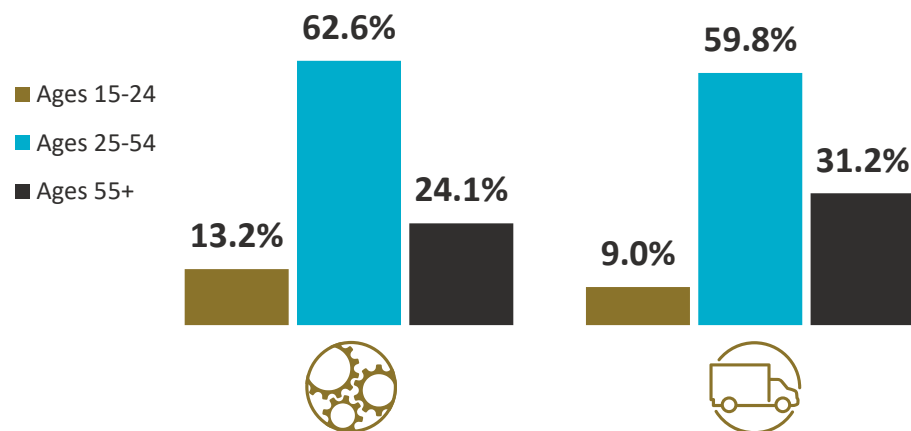
- The percentage of females employed in the sector decreased from 25.8% to 25.3%<sup>4</sup>
- The percentage of workers employed in this sector:<sup>4</sup>
  - Ages 15-24 increased 5.2 percentage points
  - Ages 25-54 decreased 15.5 percentage points
  - Ages 55 and over increased 10.2 percentage points



**NB Employment by Sex: 2019<sup>4</sup>**  
**Transportation and Warehousing Sector vs All Sectors**



**NB Employment by Age: 2019<sup>4</sup>**  
**Transportation and Warehousing Sector vs All Sectors**



## Major Occupations

In 2019:

- 45.6% of those working in the NB Transportation and Warehousing sector worked in one of the five National Occupation Code (NOC) occupations listed in the table to the right<sup>8</sup>
- These 7,800 employees represented 2.2% of all employed in NB<sup>8</sup>



Major Occupations: 2019 <sup>8</sup> NB Transportation and Warehousing Sector		
Occupation	Employed	NOC
Transport truck drivers	5,200	7511
Material handlers	700	7452
Mail, postal and related workers	700	1511
Letter carriers	600	1512
Delivery and courier service drivers	600	7514

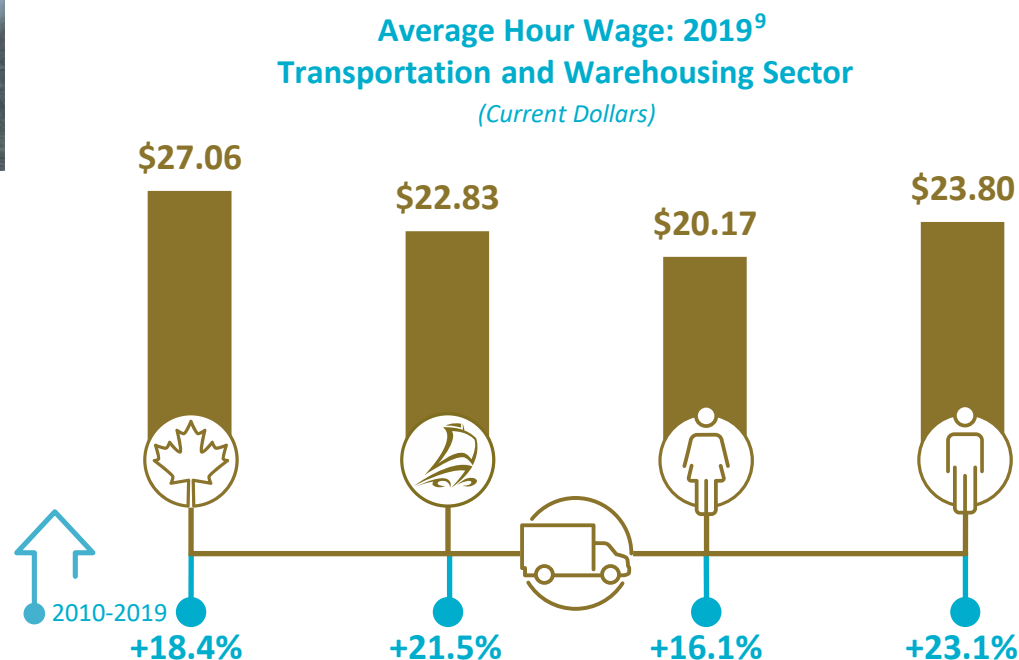
## Wage and Salary Information

In 2019:

- The average wage in the NB Transportation and Warehousing sector (\$22.83) was less than the average NB wage across all sectors (\$23.49)<sup>9</sup>

From 2010 to 2019:

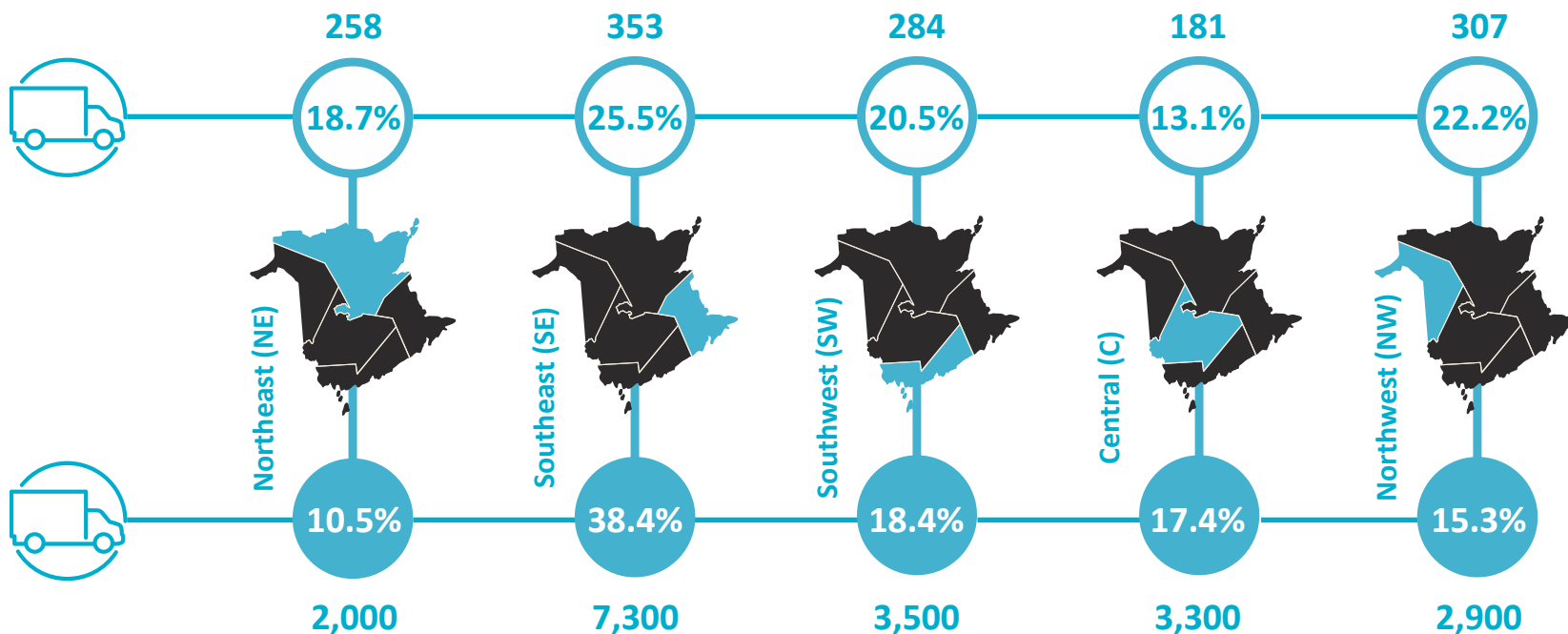
- The relative change in the sector's average wage (+21.5%) was less than the relative change in the average NB wage across all sectors (+23.2%)<sup>9</sup>



# Regional Highlights

## Employers

Regional  
Distribution:  
2019<sup>10</sup>



## Employed

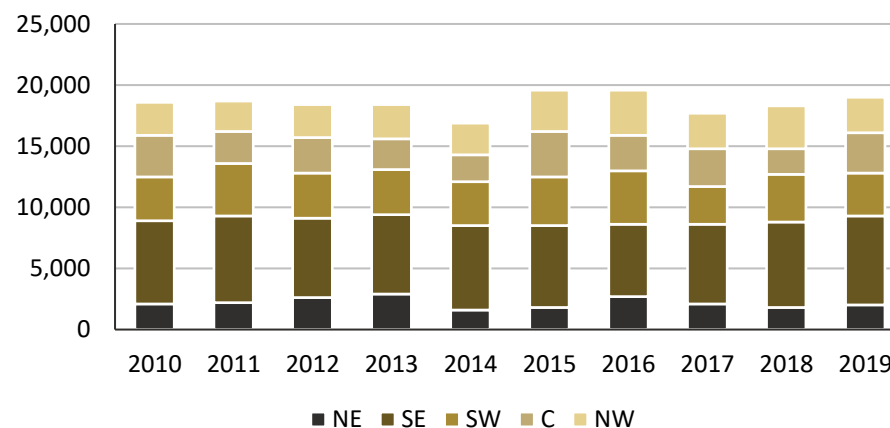
Regional  
Distribution:  
2019<sup>11</sup>



Number of Regional Employers by Employment Size: 2019<sup>10</sup>  
NB Transportation and Warehousing Sector

Region	1-9	10-49	50-199	200+	Total
NE	220	28	10	0	258
SE	251	70	27	5	353
SW	214	49	19	2	284
C	142	28	9	2	181
NW	254	43	10	0	307
Unknown	44	9	0	0	53
<b>TOTAL</b>	<b>1,125</b>	<b>227</b>	<b>75</b>	<b>9</b>	<b>1,436</b>

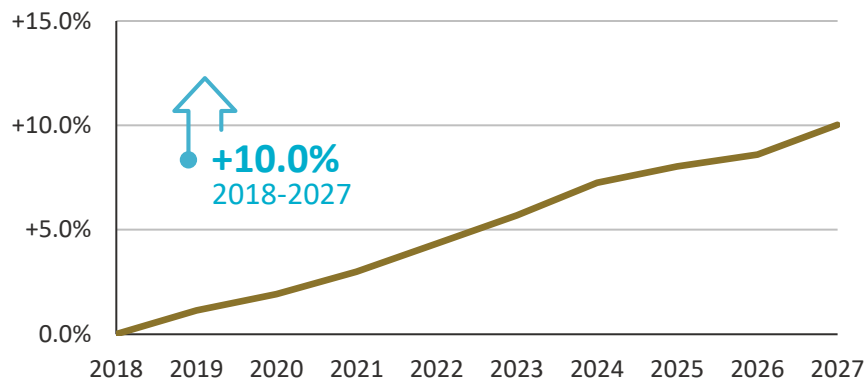
Employment by Economic Region: 2010-2019<sup>11</sup>  
NB Transportation and Warehousing Sector



# Business Outlook 2018-2027

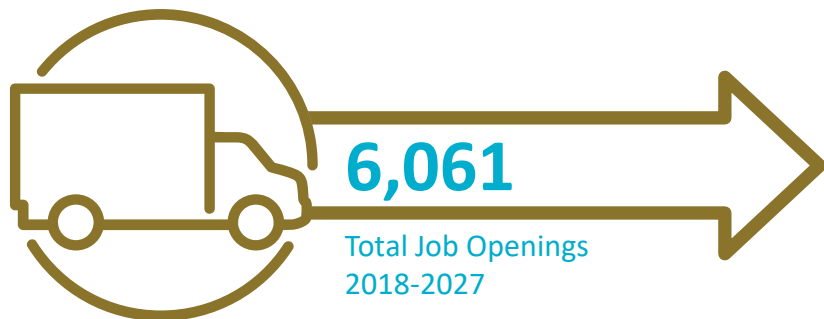
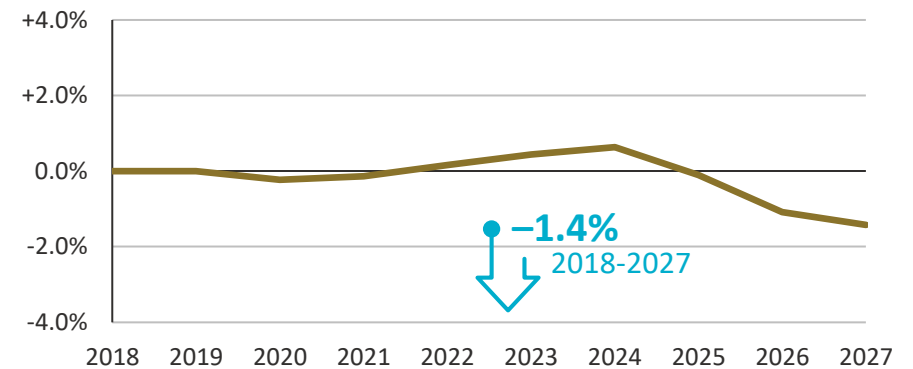
## GDP Forecast

**Forecasted Change in Real GDP<sup>8</sup>**  
**NB Transportation and Warehousing Sector**  
*(Relative to 2018)*

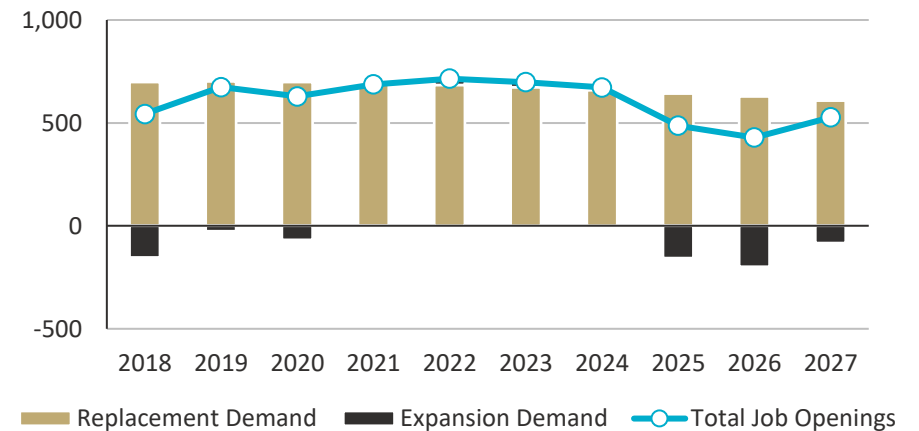


## Employment Forecast

**Forecasted Change in Employment<sup>8</sup>**  
**NB Transportation and Warehousing Sector**  
*(Relative to 2018)*



**Forecasted Job Openings<sup>8</sup>**  
**NB Transportation and Warehousing Sector**





# Links for Further Information

## Government Sources

- NBjobs.ca
- Labour Market Information
- Sector Definitions - North American Industry Classification System, 2017 (NAICS)
- Classification of Occupations - National Occupational Classification, 2016 (NOC)

## Sector Associations

- Air Transport Association of Canada
- Association of Postal Officials of Canada
- Atlantic Provinces Trucking Association
- Canadian Trucking Alliance
- Railway Association of Canada
- Supply Chain Canada
- Transportation Association of Canada

## For Additional Information Contact:

New Brunswick Department of Post-Secondary Education,  
Training and Labour

lmi@gnb.ca

Prepared by:



## Data Sources

- <sup>1</sup> Statistics Canada, Table 36-10-0400
- <sup>2</sup> Statistics Canada, Table 36-10-0402
- <sup>3</sup> Statistics Canada, Table 36-10-0489
- <sup>4</sup> Statistics Canada, Table 14-10-0023
- <sup>5</sup> Statistics Canada, Table 14-10-0070
- <sup>6</sup> Statistics Canada, Table 14-10-0027

- <sup>7</sup> Statistics Canada, Table 14-10-0068
- <sup>8</sup> Stokes Economics, Customized New Brunswick Forecast
- <sup>9</sup> Statistics Canada, Table 14-10-0064
- <sup>10</sup> Statistics Canada via the Community Data Program
- <sup>11</sup> Statistics Canada, Table 14-10-0392

