



A Profile of the **CONSTRUCTION SECTOR** IN NEW BRUNSWICK



September 2021

NBjobs.ca

Table of Contents

Current Business Environment	2
GDP and Productivity	2
Employment in New Brunswick	3
Human Resources Profile	4
Demographics	4
Major Occupations	5
Wage and Salary Information	5
Regional Highlights	6
Employers	6
Employed	6
Business Outlook 2018-2027	7
GDP Forecast	7
Employment Forecast	7
Links for Further Information	8
Government Sources	8
Sector Associations	8

Note: This profile includes data from a variety of sources that use different methodologies and are subject to periodic retroactive revisions. As a result, data from one source may not match with data from other datasets. Information about the sources and methodologies used are available upon request. In some instances source data points have been suppressed. Where this occurs, the data values presented have been inferred from non-suppressed data. Also, some totals may not equal the sum of their components due to rounding.

Sector Definition

The Construction sector comprises establishments primarily engaged in constructing, repairing and renovating buildings and engineering works, and in subdividing and developing land. These establishments may operate on their own account or under contract to other establishments or property owners. They may produce either complete or partial projects, including renovations or repairs to existing structures.

The scope of this profile includes North American Industry Classification System (NAICS 2017) sector 23.

Legend



Construction
sector



All sectors



Male



New Brunswick



Canada



Female

Current Business Environment

GDP* and Productivity

In 2019:

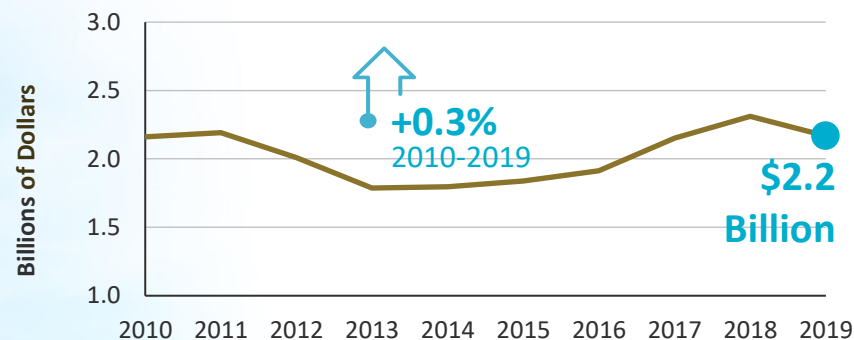
- The Construction sector represented 6.8% of New Brunswick's (NB) GDP, contributing \$2.2 billion (*chained 2012 dollars*)^{1, 2}
- NB Labour Productivity^{2, 3} (*a measure of productivity based on GDP per hour worked in the sector*):
 - This sector – \$40.53 output per hour of work (*chained 2012 dollars*)
 - Average of all sectors – \$48.47 output per hour of work (*chained 2012 dollars*)

* Gross Domestic Product

Proportion of GDP in NB: 2019¹
Construction Sector




Real GDP²
NB Construction Sector
(at Basic Prices, Chained 2012 Dollars)



Employment in New Brunswick

In 2019:

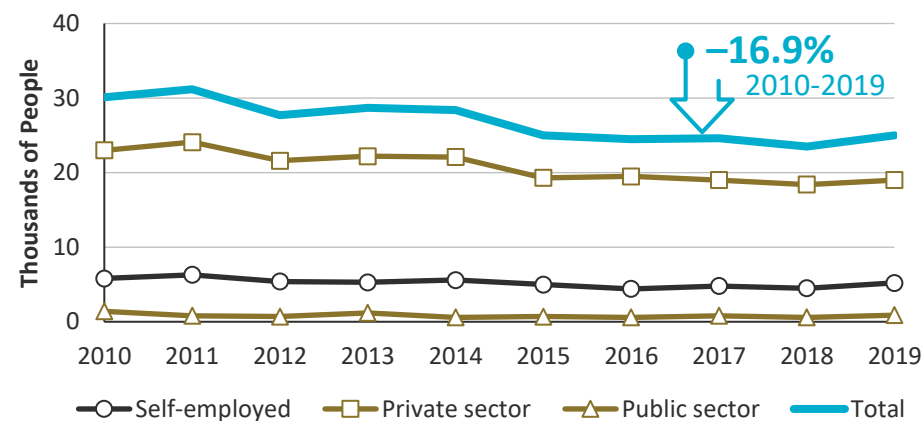
- 25,000 were employed in the NB Construction sector (94.8% full-time, 5.2% part-time)⁴
- 4,700 were unemployed⁴
- 6.9% of all employed in NB worked in this sector⁴
- 23.6% of employees in this NB sector were part of a union and/or covered by a collective agreement – versus 29.1% of all employees in the Province⁵



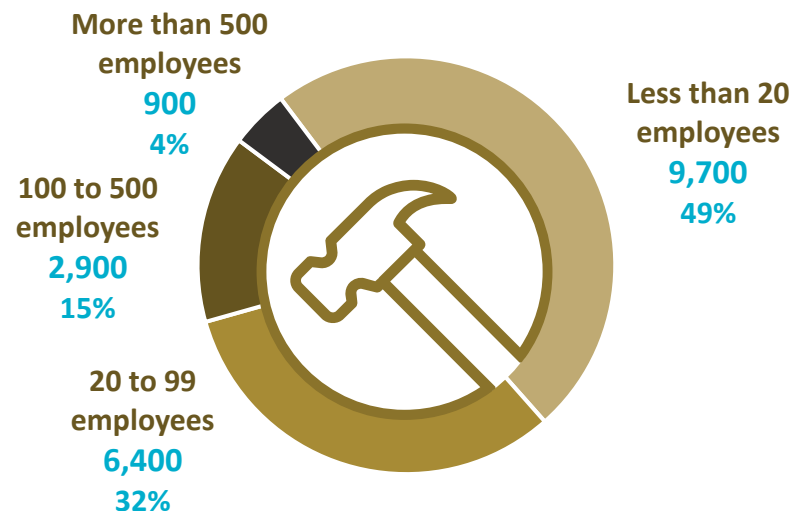
NB Unemployment Rate: 2019⁴
Construction Sector vs All Sectors



Employment: 2010-2019⁶
NB Construction Sector



Employment by Size of Employer: 2019⁷
NB Construction Sector



Human Resources Profile

Demographics

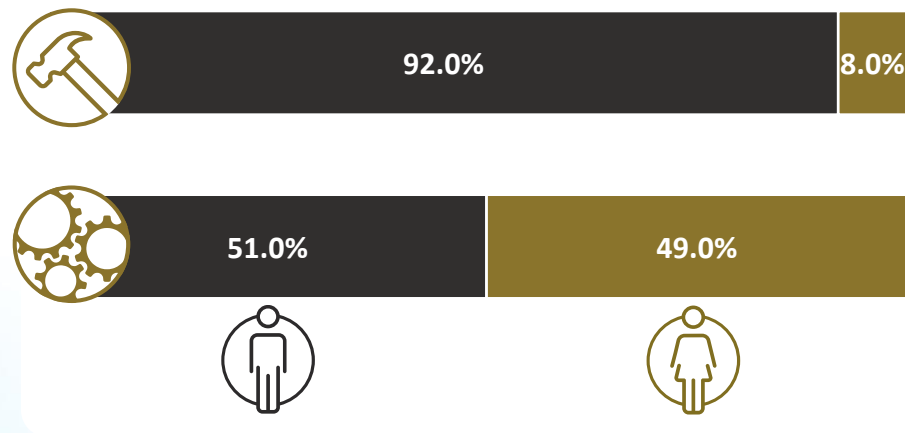
In 2019:

- 29,700 people were part of the labour force in the NB Construction sector, of which 25,000 were employed⁴

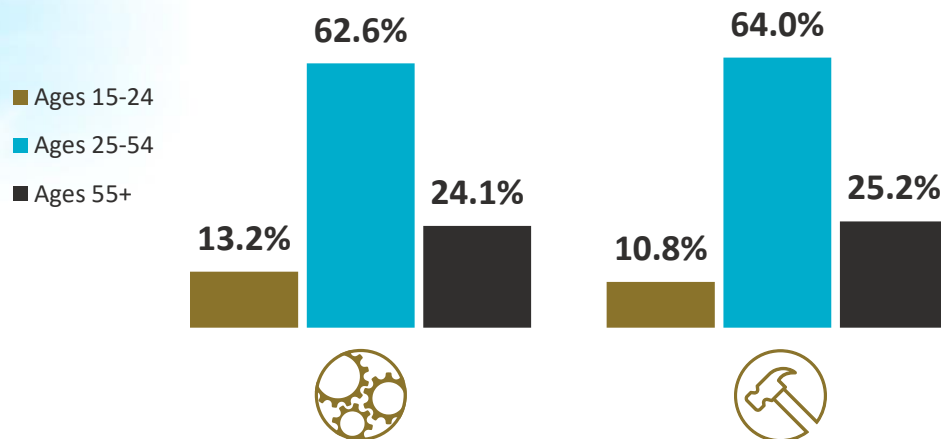
From 2010 to 2019:

- The percentage of females employed in the sector increased from 7.6% to 8.0%⁴
- The percentage of workers employed in this sector:⁴
 - Ages 15-24 decreased 1.2 percentage points
 - Ages 25-54 decreased 3.8 percentage points
 - Ages 55 and over increased 4.9 percentage points

NB Employment by Sex: 2019⁴
Construction Sector vs All Sectors



NB Employment by Age: 2019⁴
Construction Sector vs All Sectors



Major Occupations

In 2019:

- 38.9% of those working in the NB Construction sector worked in one of the five National Occupation Code (NOC) occupations listed in the table to the right⁸
- These 9,600 employees represented 2.7% of all employed in NB⁸



Wage and Salary Information

In 2019:

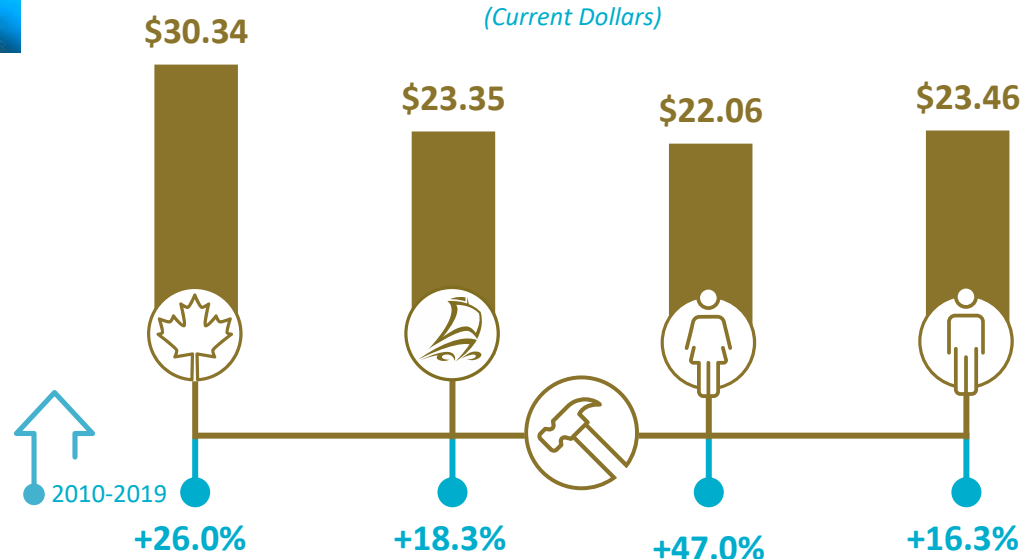
- The average wage in the NB Construction sector (\$23.35) was less than the average NB wage across all sectors (\$23.49)⁹

From 2010 to 2019:

- The relative change in the sector's average wage (+18.3%) was less than the relative change in the average NB wage across all sectors (+23.2%)⁹

Major Occupations: 2019 ⁸ NB Construction Sector		
Occupation	Employed	NOC
Construction trades helpers and labourers	3,100	7611
Carpenters	2,900	7271
Electricians (excluding industrial and power system)	1,400	7241
Heavy equipment operators (except crane)	1,200	7521
Construction managers	1,000	0711

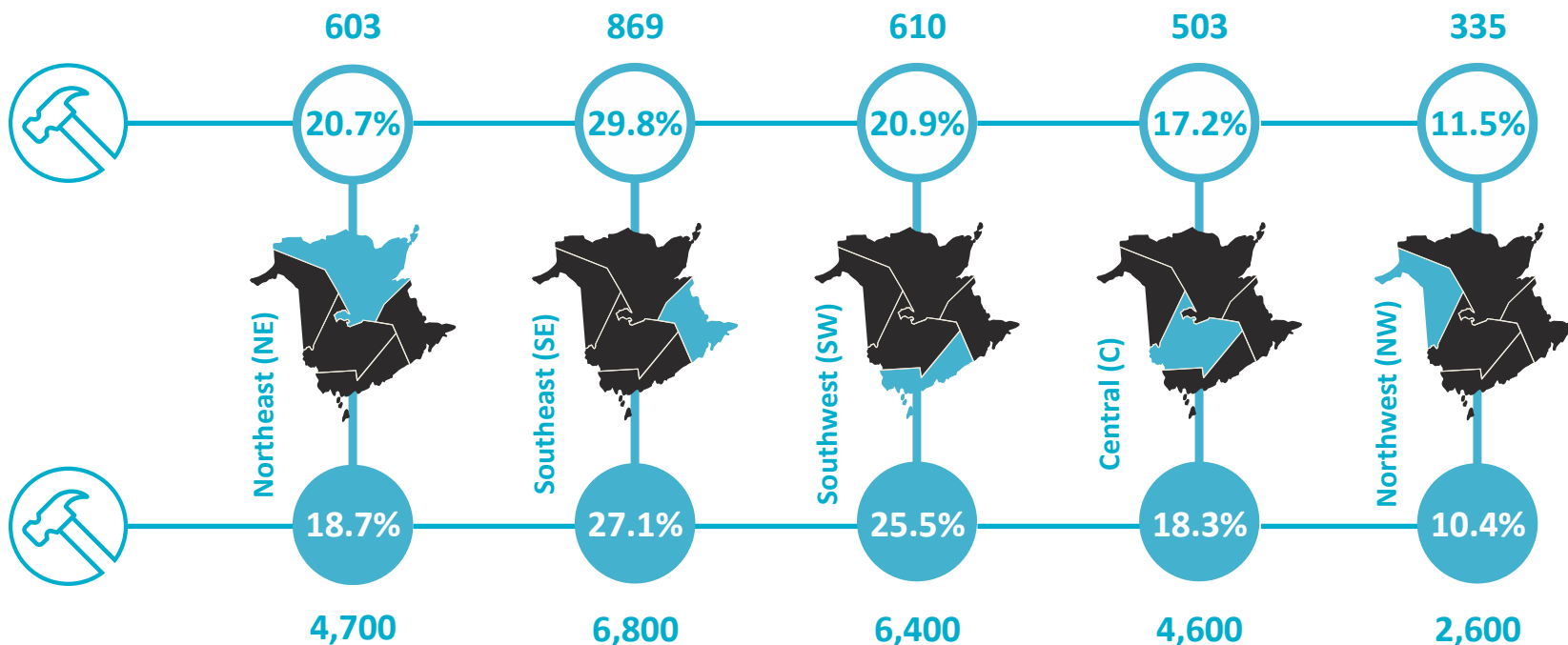
Average Hour Wage: 2019⁹ Construction Sector (Current Dollars)



Regional Highlights

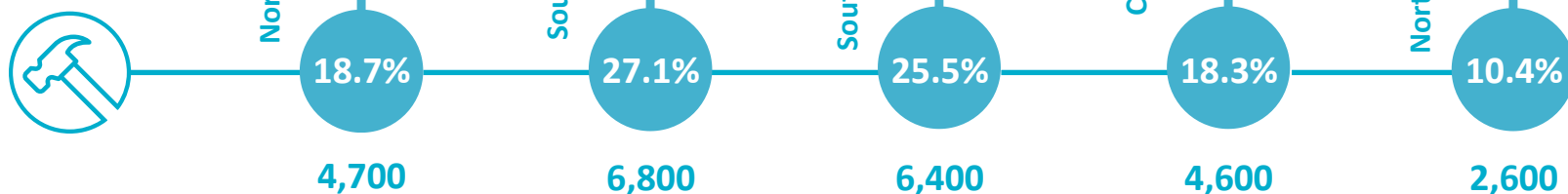
Employers

Regional
Distribution:
2019¹⁰



Employed

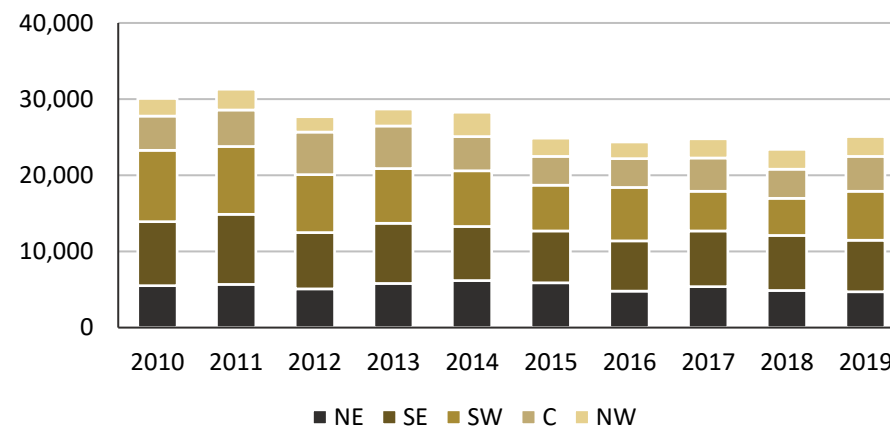
Regional
Distribution:
2019¹¹



Number of Regional Employers by Employment Size: 2019¹⁰
NB Construction Sector

Region	1-9	10-49	50-199	200+	Total
NE	467	124	11	1	603
SE	674	169	25	1	869
SW	472	124	10	4	610
C	388	103	12	0	503
NW	279	44	12	0	335
Unknown	86	14	1	1	102
TOTAL	2,366	578	71	7	3,022

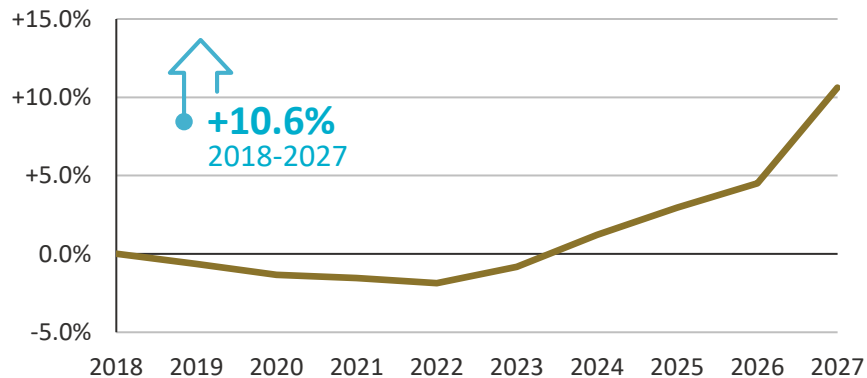
Employment by Economic Region: 2010-2019¹¹
NB Construction Sector



Business Outlook 2018-2027

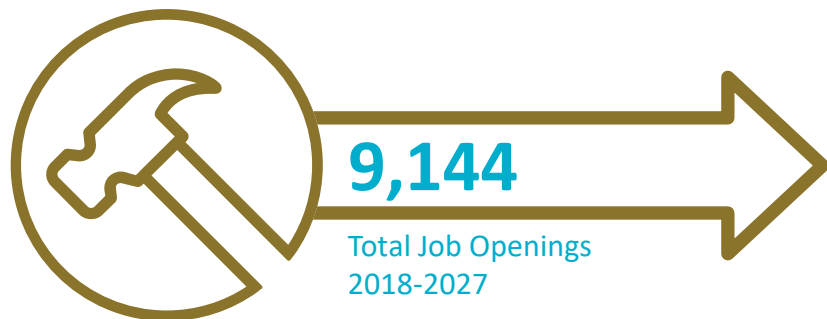
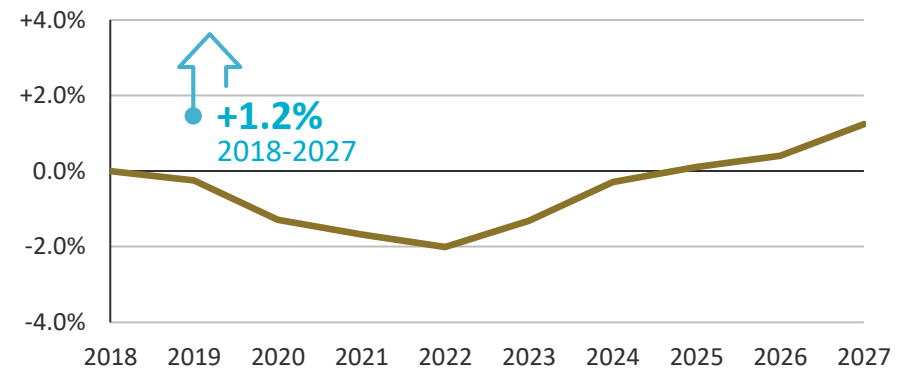
GDP Forecast

Forecasted Change in Real GDP⁸
NB Construction Sector
(Relative to 2018)

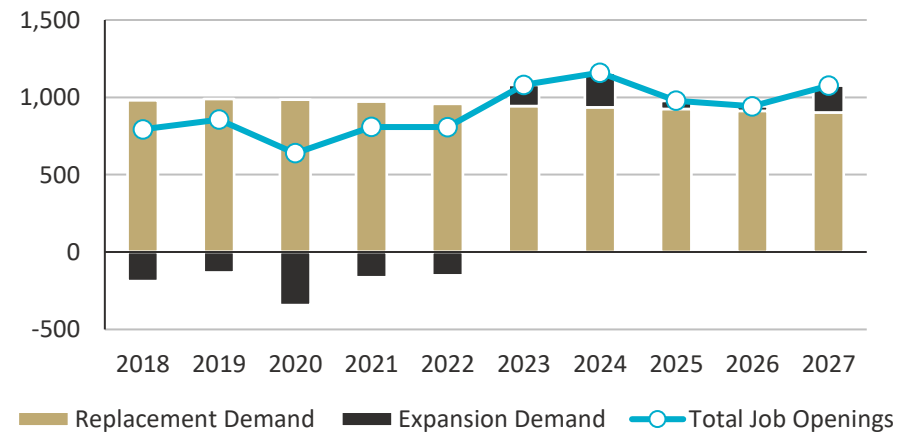


Employment Forecast

Forecasted Change in Employment⁸
NB Construction Sector
(Relative to 2018)



Forecasted Job Openings⁸
NB Construction Sector



Links for Further Information

Government Sources

- NBjobs.ca
- Labour Market Information
- Sector Definitions - North American Industry Classification System, 2017 (NAICS)
- Classification of Occupations - National Occupational Classification, 2016 (NOC)

Sector Associations

- BuildForce Canada
- Canadian Home Builders' Association: New Brunswick
- Canadian Construction Association
- Construction Association of New Brunswick
- Fredericton Northwest Construction Association
- Moncton Northeast Construction Association
- Construction Association of New Brunswick: Saint John

For Additional Information Contact:

New Brunswick Department of Post-Secondary Education,
Training and Labour

lmi@gnb.ca

Prepared by:



Data Sources

- ¹ Statistics Canada, Table 36-10-0400
- ² Statistics Canada, Table 36-10-0402
- ³ Statistics Canada, Table 36-10-0489
- ⁴ Statistics Canada, Table 14-10-0023
- ⁵ Statistics Canada, Table 14-10-0070
- ⁶ Statistics Canada, Table 14-10-0027

- ⁷ Statistics Canada, Table 14-10-0068
- ⁸ Stokes Economics, Customized New Brunswick Forecast
- ⁹ Statistics Canada, Table 14-10-0064
- ¹⁰ Statistics Canada via the Community Data Program
- ¹¹ Statistics Canada, Table 14-10-0392

