



NB SECTOR SNAPSHOT OTHER SERVICES (NOT ELSEWHERE CLASSIFIED)

Types of Businesses

- Repair and maintenance (e.g. automotive, etc.)
- Personal and laundry services (e.g. hair care, etc.)
- Religious, social and professional organizations and related
- Other services (not elsewhere classified)

Source: Statistics Canada (NAICS)

Common Occupations

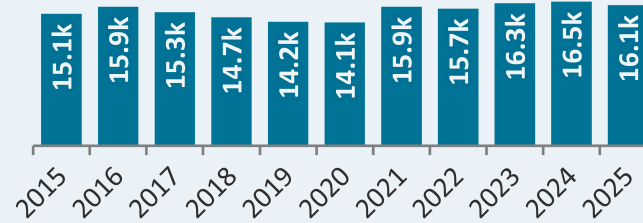
- Automotive service technicians, truck and bus mechanics and mechanical repairers
- Hairstylists and barbers
- Estheticians, electrologists and related occupations
- Religious leaders
- Welders and related machine operators

Source: Statistics Canada (2021 Census of Population)

Employment

16,100

12-Month Average (2025)




Source: Statistics Canada (LFS)

Real GDP


+1.2%

Annual Growth Rate, 2019 to 2025



Source: Statistics Canada (GDP by Industry)

Job Vacancy Rate 2025



Source: Statistics Canada (JVWS)

Employer Optimism Q1 2026

N/A

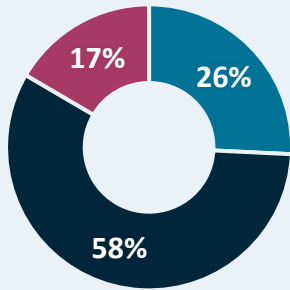
Future outlook over the next 12 months
Source: Statistics Canada (CSBC)

Long-Term Outlook 2025 to 2034

$$4,493 \text{ Retirements} + 1,990 \text{ Change in Demand} = 6,484 \text{ Forecasted Openings}$$

Source: GNB (PETL) & Stokes Economics

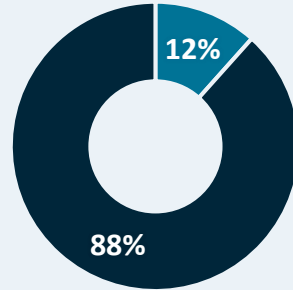
Education 2024/25



- No Post-Secondary (26 %)
- Certificate (58 %)
- University Degree (17 %)

Source: Statistics Canada (LFS)

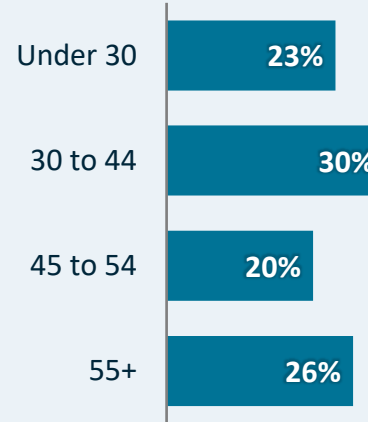
Union Coverage 2024/25



- Union Coverage (12%)
- No Coverage (88%)

Source: Statistics Canada (LFS)
Excluding self-employed individuals

Age 2024/25



Source: Statistics Canada (LFS)

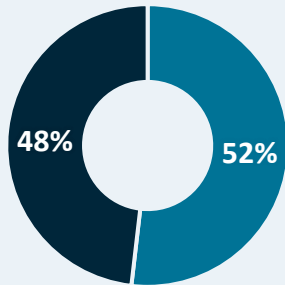
Average Hourly Wage 2024/25

\$27.47
Canada: \$30.95

Male		Female	
\$29.30	♂	♀	\$25.17
No Post-Secondary	Certificate	University Degree	
\$23.73	\$28.06	\$30.96	

Source: Statistics Canada (LFS)

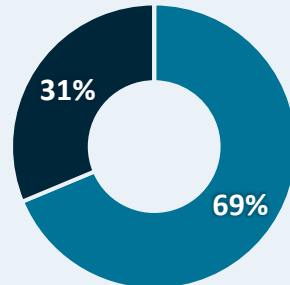
Gender 2024/25



- Men (52 %)
- Women (48 %)

Source: Statistics Canada (LFS)

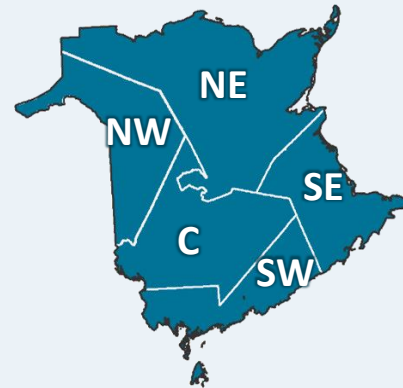
Public/Private 2024/25



- Private Sector (69%)
- Self-Employed (31%)
- Public Sector (0%)

Source: Statistics Canada (LFS)

Regional



NE = Gloucester, Northumberland, Restigouche
SW = Saint John, Kings, Charlotte
NW = Madawaska, Victoria, Carleton

	Employed May 2021	Businesses December 2025
Northeast	2,955	412
Southeast	4,715	646
Southwest	3,500	519
Central	3,045	487
Northwest	1,580	248

SE = Albert, Kent, Westmorland
C = York, Sunbury, Queens

Source: Statistics Canada (2021 Census of Population and Business Register)

*Suppressed to meet the confidentiality requirements of the Statistics Act