



NB SECTOR SNAPSHOT PUBLIC ADMINISTRATION

Types of Businesses

Federal, provincial, and territorial public administration

Local, municipal and regional public administration

Indigenous public administration

International public administration

Source: Statistics Canada (NAICS)

Common Occupations

Operations members of the Canadian Armed Forces

Human resources professionals

Police officers (except commissioned)

Administrative assistants

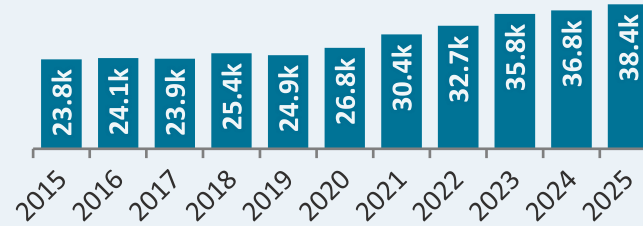
Employment insurance and revenue officers

Source: Statistics Canada (2021 Census of Population)

Employment

38,400

12-Month Average (2025)

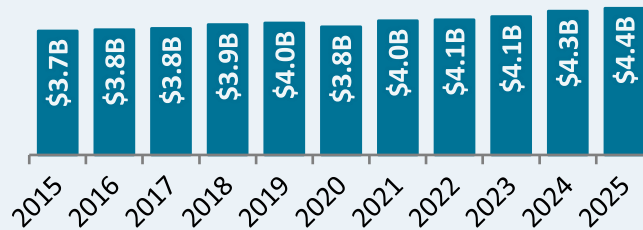


Source: Statistics Canada (LFS)

Real GDP


+1.8%

Annual Growth Rate, 2019 to 2025



Source: Statistics Canada (GDP by Industry)

Job Vacancy Rate 2025



Source: Statistics Canada (JVWS)

Employer Optimism Q1 2026

N/A

Future outlook over the next 12 months

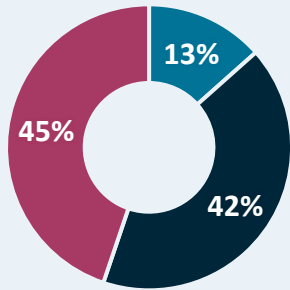
Source: Statistics Canada (CSBC)

Long-Term Outlook 2025 to 2034

$$\begin{array}{rcl}
 9,677 & + & 3,096 \\
 \text{Retirements} & & \text{Change in Demand} \\
 & & = \\
 & & 12,774 \\
 & & \text{Forecasted Openings}
 \end{array}$$

Source: GNB (PETL) & Stokes Economics

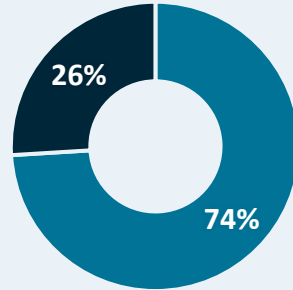
Education 2024/25



- No Post-Secondary (13 %)
- Certificate (42 %)
- University Degree (45 %)

Source: Statistics Canada (LFS)

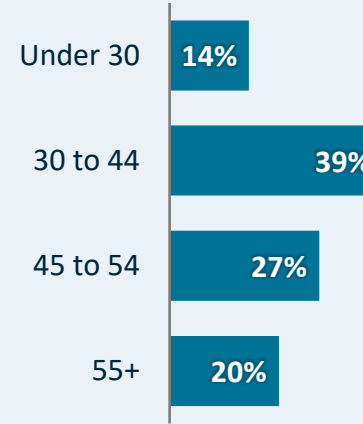
Union Coverage 2024/25



- Union Coverage (74%)
- No Coverage (26%)

Source: Statistics Canada (LFS)
Excluding self-employed individuals

Age 2024/25



Source: Statistics Canada (LFS)

Average Hourly Wage 2024/25

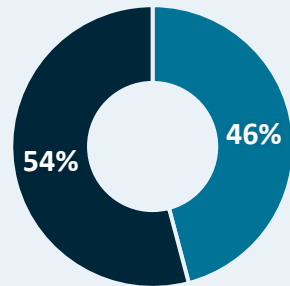
\$40.74
Canada: \$45.48

Male	Female
\$41.25 ♂	\$40.32 ♀

No Post-Secondary	Certificate	University Degree
\$34.52	\$37.51	\$45.61

Source: Statistics Canada (LFS)

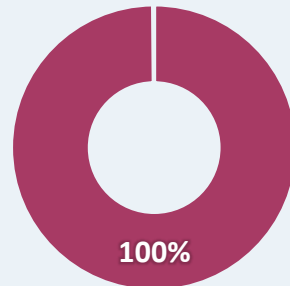
Gender 2024/25



- Men (46 %)
- Women (54 %)

Source: Statistics Canada (LFS)

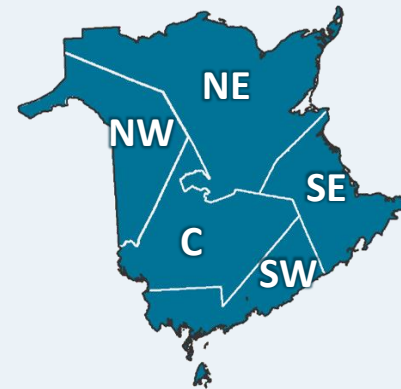
Public/Private 2024/25



- Private Sector (N/A*)
- Self-Employed (N/A*)
- Public Sector (100%)

Source: Statistics Canada (LFS)

Regional



NE = Gloucester, Northumberland, Restigouche
SE = Albert, Kent, Westmorland
SW = Saint John, Kings, Charlotte
C = York, Sunbury, Queens
NW = Madawaska, Victoria, Carleton
Source: Statistics Canada (2021 Census of Population and Business Register)

	Employed May 2021	Businesses December 2025
Northeast	5,955	57
Southeast	9,145	47
Southwest	4,740	39
Central	11,895	102
Northwest	2,180	25

*Suppressed to meet the confidentiality requirements of the Statistics Act