



NB SECTOR SNAPSHOT ACCOMMODATION AND FOOD SERVICES

Types of Businesses

- Restaurants and limited-service eating places
- Drinking places
- Special food services (e.g. catering)
- Accommodation services (e.g. hotels, RV parks, etc.)

Source: Statistics Canada (NAICS)

Common Occupations

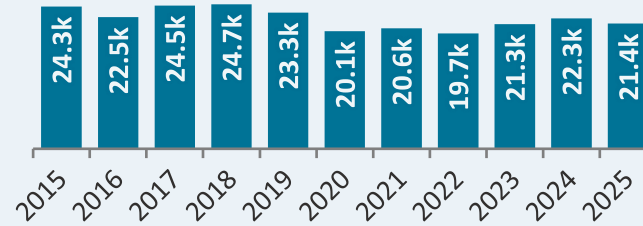
- Food counter attendants, kitchen helpers and related support occupations
- Cooks
- Restaurant and food service managers
- Food and beverage servers
- Food service supervisors

Source: Statistics Canada (2021 Census of Population)

Employment

21,400

12-Month Average (2025)

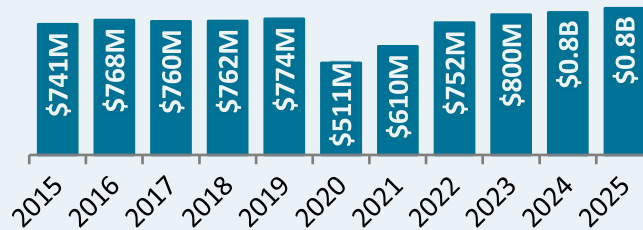


Source: Statistics Canada (LFS)

Real GDP


+1.3%

Annual Growth Rate, 2019 to 2025



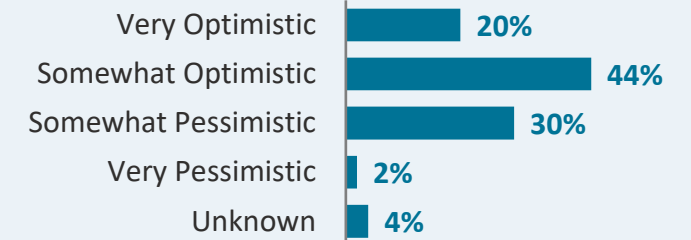
Source: Statistics Canada (GDP by Industry)

Job Vacancy Rate 2025



Source: Statistics Canada (JVWS)

Employer Optimism Q1 2026



Future outlook over the next 12 months

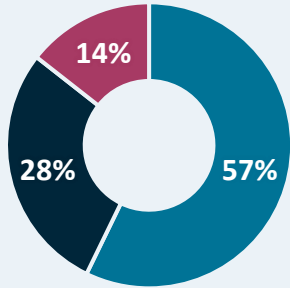
Source: Statistics Canada (CSBC)

Long-Term Outlook 2025 to 2034

$$4,944 \text{ Retirements} + 888 \text{ Change in Demand} = 5,831 \text{ Forecasted Openings}$$

Source: GNB (PETL) & Stokes Economics

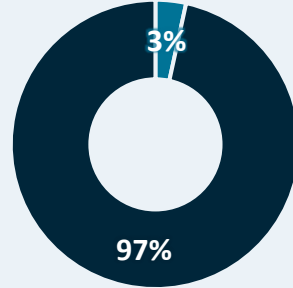
Education 2024/25



- No Post-Secondary (57 %)
- Certificate (28 %)
- University Degree (14 %)

Source: Statistics Canada (LFS)

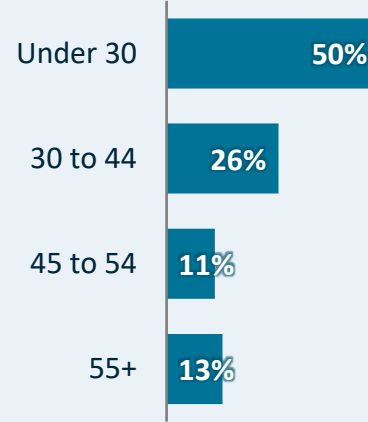
Union Coverage 2024/25



- Union Coverage (3%)
- No Coverage (97%)

Source: Statistics Canada (LFS)
Excluding self-employed individuals

Age 2024/25



Source: Statistics Canada (LFS)

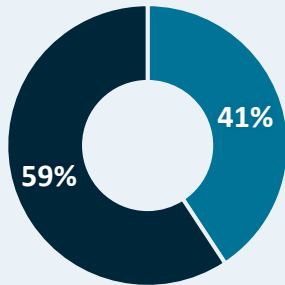
Average Hourly Wage 2024/25

\$18.25
Canada: \$20.79

Male		Female	
\$18.16	♂	♀	\$18.30
No Post-Secondary	Certificate	University Degree	
\$17.53	\$18.81	\$20.21	

Source: Statistics Canada (LFS)

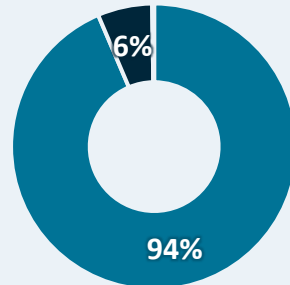
Gender 2024/25



- Men (41 %)
- Women (59 %)

Source: Statistics Canada (LFS)

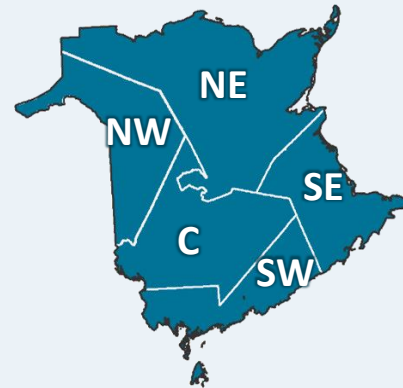
Public/Private 2024/25



- Private Sector (94%)
- Self-Employed (6%)
- Public Sector (0%)

Source: Statistics Canada (LFS)

Regional



NE = Gloucester, Northumberland, Restigouche
SW = Saint John, Kings, Charlotte
NW = Madawaska, Victoria, Carleton

	Employed May 2021	Businesses December 2025
Northeast	3,670	376
Southeast	6,145	529
Southwest	4,610	393
Central	4,005	252
Northwest	1,820	158

SE = Albert, Kent, Westmorland
C = York, Sunbury, Queens

Source: Statistics Canada (2021 Census of Population and Business Register)

*Suppressed to meet the confidentiality requirements of the Statistics Act