



NB SECTOR SNAPSHOT HEALTH CARE AND SOCIAL ASSISTANCE

Types of Businesses

- Hospitals
- Ambulatory health care services
- Nursing and residential care facilities
- Social assistance (e.g. Child day-care services)

Source: Statistics Canada (NAICS)

Common Occupations

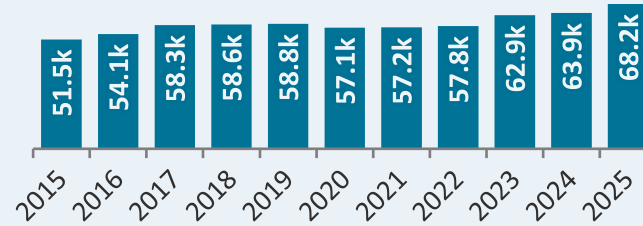
- Registered nurses and registered psychiatric nurses
- Nurse aides, orderlies and patient service associates
- Early childhood educators and assistants
- Licensed practical nurses
- Social and community service workers

Source: Statistics Canada (2021 Census of Population)

Employment

68,200

12-Month Average (2025)

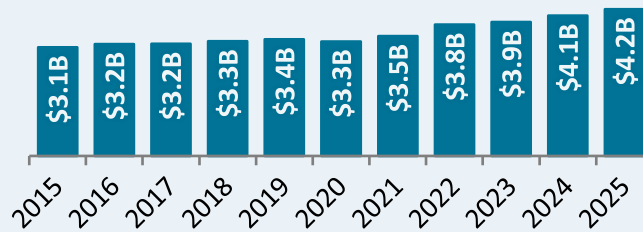


Source: Statistics Canada (LFS)

Real GDP

+3.9%

Annual Growth Rate, 2019 to 2025



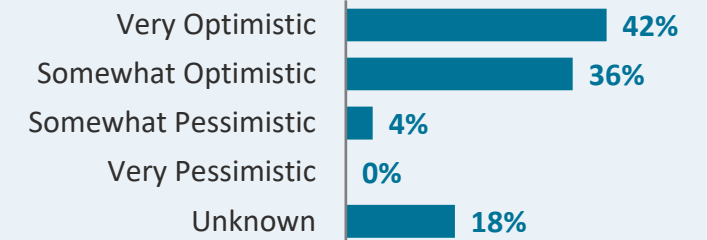
Source: Statistics Canada (GDP by Industry)

Job Vacancy Rate 2025



Source: Statistics Canada (JVWS)

Employer Optimism Q1 2026



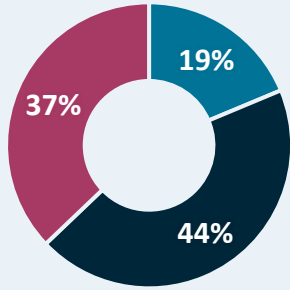
Future outlook over the next 12 months
Source: Statistics Canada (CSBC)

Long-Term Outlook 2025 to 2034

$$15,802 \text{ Retirements} + 7,310 \text{ Change in Demand} = 23,108 \text{ Forecasted Openings}$$

Source: GNB (PETL) & Stokes Economics

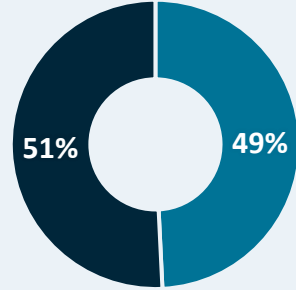
Education 2024/25



- No Post-Secondary (19 %)
- Certificate (44 %)
- University Degree (37 %)

Source: Statistics Canada (LFS)

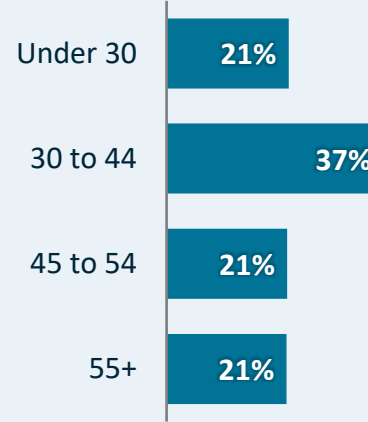
Union Coverage 2024/25



- Union Coverage (49%)
- No Coverage (51%)

Source: Statistics Canada (LFS)
Excluding self-employed individuals

Age 2024/25



Source: Statistics Canada (LFS)

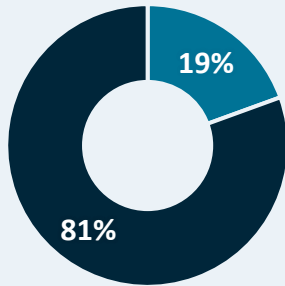
Average Hourly Wage 2024/25

\$31.38
Canada: \$34.14

Male		Female	
\$32.28	♂	♀	\$31.17
No Post-Secondary	Certificate	University Degree	
\$22.91	\$28.47	\$39.79	

Source: Statistics Canada (LFS)

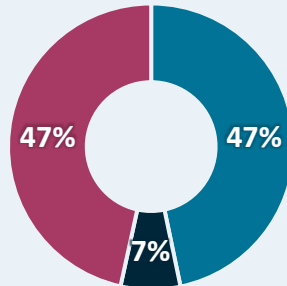
Gender 2024/25



- Men (19 %)
- Women (81 %)

Source: Statistics Canada (LFS)

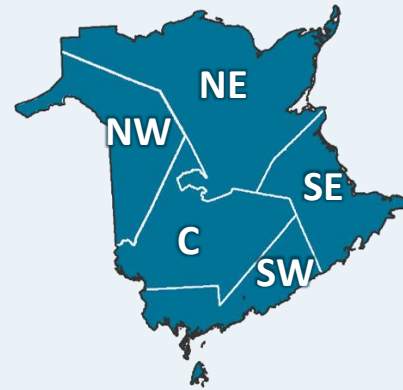
Public/Private 2024/25



- Private Sector (47%)
- Self-Employed (7%)
- Public Sector (47%)

Source: Statistics Canada (LFS)

Regional



NE = Gloucester, Northumberland, Restigouche
SW = Saint John, Kings, Charlotte
NW = Madawaska, Victoria, Carleton

	Employed May 2021	Businesses December 2025
Northeast	11,525	627
Southeast	14,900	999
Southwest	12,645	682
Central	9,325	557
Northwest	5,635	326

SE = Albert, Kent, Westmorland
C = York, Sunbury, Queens

Source: Statistics Canada (2021 Census of Population and Business Register)

*Suppressed to meet the confidentiality requirements of the Statistics Act