



# NB SECTOR SNAPSHOT PROFESSIONAL, SCIENTIFIC AND TECHNICAL SERVICES

## Types of Businesses

Legal, accounting and related services

Architectural, engineering and related services

Computer systems design and related services

Other professional, scientific and technical services

Source: Statistics Canada (NAICS)

## Common Occupations

Lawyers and Quebec notaries

Financial auditors and accountants

Software developers and programmers

Information systems specialists

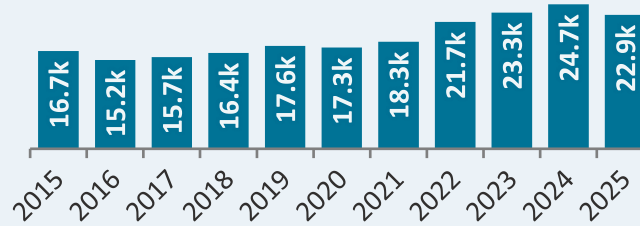
Civil engineers

Source: Statistics Canada (2021 Census of Population)

## Employment

# 22,900

12-Month Average (2025)

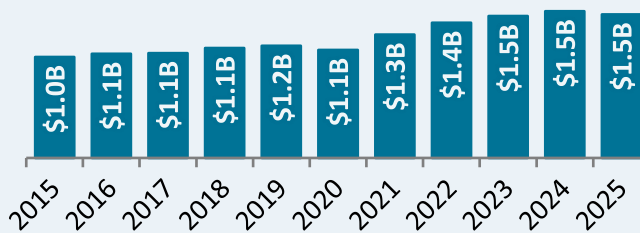


Source: Statistics Canada (LFS)

## Real GDP


# +4.3%

Annual Growth Rate, 2019 to 2025



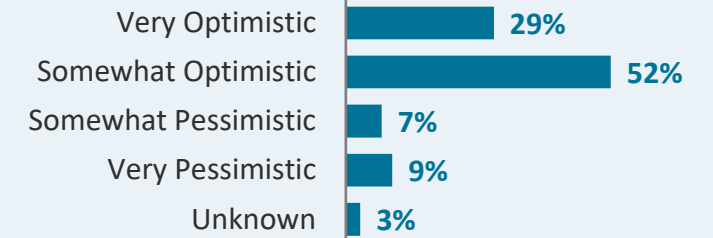
Source: Statistics Canada (GDP by Industry)

## Job Vacancy Rate 2025



Source: Statistics Canada (JVWS)

## Employer Optimism Q1 2026



Future outlook over the next 12 months

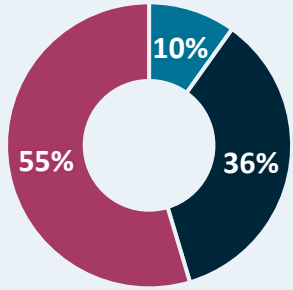
Source: Statistics Canada (CSBC)

## Long-Term Outlook 2025 to 2034



Source: GNB (PETL) & Stokes Economics

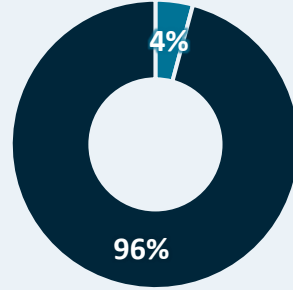
### Education 2024/25



- No Post-Secondary (10 %)
- Certificate (36 %)
- University Degree (55 %)

Source: Statistics Canada (LFS)

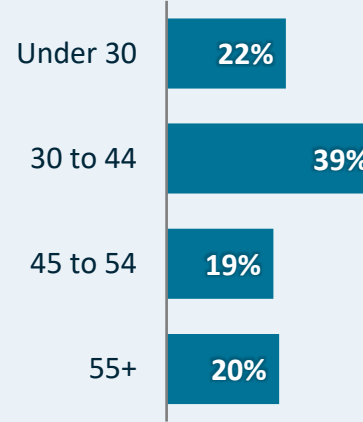
### Union Coverage 2024/25



- Union Coverage (4%)
- No Coverage (96%)

Source: Statistics Canada (LFS)  
Excluding self-employed individuals

### Age 2024/25



Source: Statistics Canada (LFS)

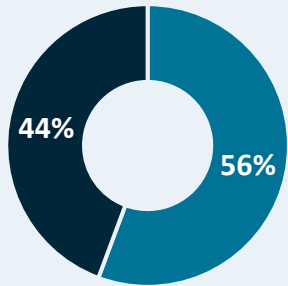
### Average Hourly Wage 2024/25

**\$39.03**  
Canada: \$48.05

Male		Female	
\$43.04	♂	♀	\$34.21
No Post-Secondary	Certificate	University Degree	
\$32.15	\$33.71	\$44.01	

Source: Statistics Canada (LFS)

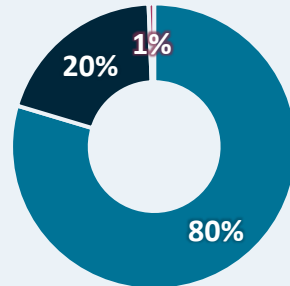
### Gender 2024/25



- Men (56 %)
- Women (44 %)

Source: Statistics Canada (LFS)

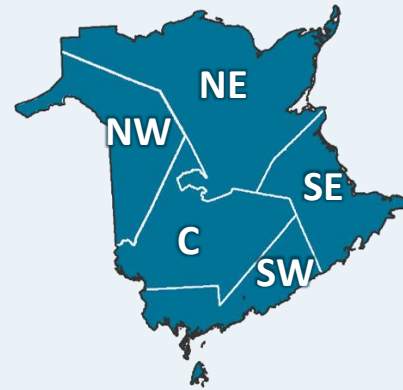
### Public/Private 2024/25



- Private Sector (80%)
- Self-Employed (20%)
- Public Sector (1%)

Source: Statistics Canada (LFS)

### Regional



NE = Gloucester, Northumberland, Restigouche  
SW = Saint John, Kings, Charlotte  
NW = Madawaska, Victoria, Carleton

	Employed May 2021	Businesses December 2025
Northeast	1,585	211
Southeast	5,540	569
Southwest	4,575	467
Central	5,450	419
Northwest	895	120

SE = Albert, Kent, Westmorland  
C = York, Sunbury, Queens

Source: Statistics Canada (2021 Census of Population and Business Register)

\*Suppressed to meet the confidentiality requirements of the Statistics Act