



# NB SECTOR SNAPSHOT FINANCE, INSURANCE, REAL ESTATE AND LEASING

## Types of Businesses

Finance (banks, investment services, etc.)

Insurance

Real Estate

Rental and leasing services

Source: Statistics Canada (NAICS)

## Common Occupations

Insurance agents and brokers

Customer services representatives - financial institutions

Financial advisors

Real estate agents and salespersons

Financial sales representatives

Source: Statistics Canada (2021 Census of Population)

## Employment

# 20,100

12-Month Average (2025)

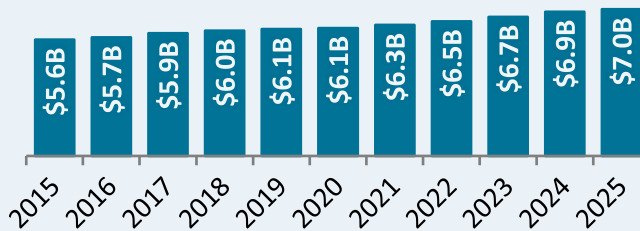


Source: Statistics Canada (LFS)

## Real GDP

# +2.5%

Annual Growth Rate, 2019 to 2025



Source: Statistics Canada (GDP by Industry)

## Job Vacancy Rate 2025



Source: Statistics Canada (JVWS)

## Employer Optimism Q1 2026

# N/A

Future outlook over the next 12 months

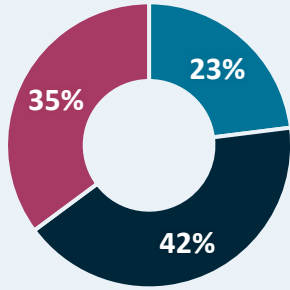
Source: Statistics Canada (CSBC)

## Long-Term Outlook 2025 to 2034



Source: GNB (PETL) & Stokes Economics

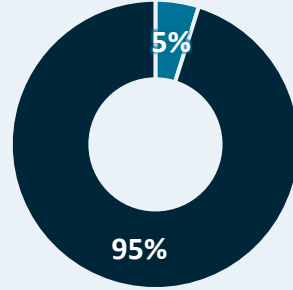
### Education 2024/25



- No Post-Secondary (23 %)
- Certificate (42 %)
- University Degree (35 %)

Source: Statistics Canada (LFS)

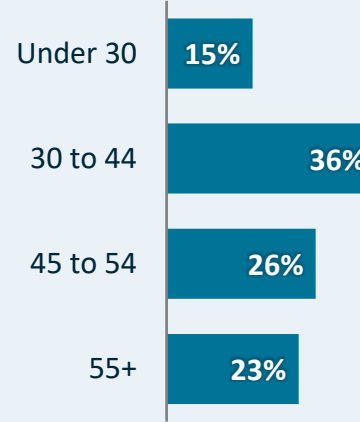
### Union Coverage 2024/25



- Union Coverage (5%)
- No Coverage (95%)

Source: Statistics Canada (LFS)  
Excluding self-employed individuals

### Age 2024/25



Source: Statistics Canada (LFS)

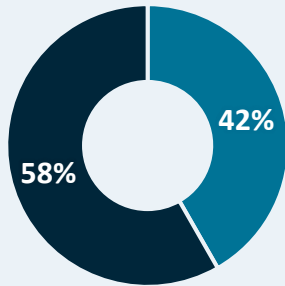
### Average Hourly Wage 2024/25

**\$32.64**  
Canada: \$43.54

Male		Female	
\$35.32	♂	♀	\$30.94
No Post-Secondary	Certificate	University Degree	
\$28.37	\$30.97	\$37.45	

Source: Statistics Canada (LFS)

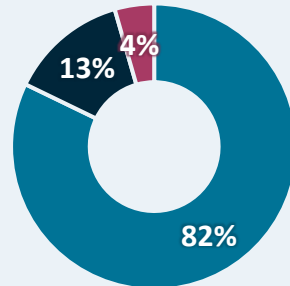
### Gender 2024/25



- Men (42 %)
- Women (58 %)

Source: Statistics Canada (LFS)

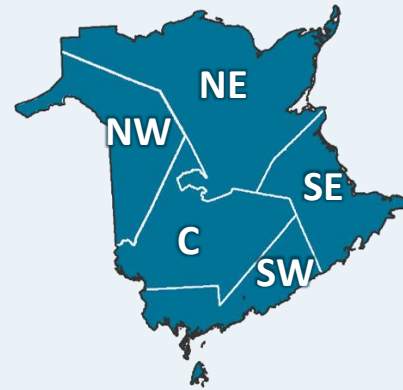
### Public/Private 2024/25



- Private Sector (82%)
- Self-Employed (13%)
- Public Sector (4%)

Source: Statistics Canada (LFS)

### Regional



NE = Gloucester, Northumberland, Restigouche  
SW = Saint John, Kings, Charlotte  
NW = Madawaska, Victoria, Carleton

	Employed May 2021	Businesses December 2025
Northeast	1,610	253
Southeast	7,775	578
Southwest	3,680	439
Central	2,520	320
Northwest	1,020	165

SE = Albert, Kent, Westmorland  
C = York, Sunbury, Queens

Source: Statistics Canada (2021 Census of Population and Business Register)

\*Suppressed to meet the confidentiality requirements of the Statistics Act