



NB SECTOR SNAPSHOT TRANSPORTATION AND WAREHOUSING

Types of Businesses

- Truck transportation
- Postal service and couriers and messengers
- Water transportation
- Other transportation and warehousing (air, rail, etc.)

Source: Statistics Canada (NAICS)

Common Occupations

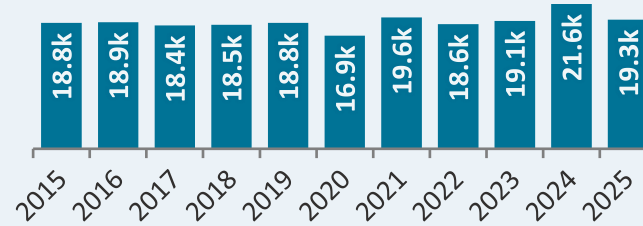
- Transport truck drivers
- Letter carriers
- Material handlers
- Couriers and messengers
- Other customer and information services representatives

Source: Statistics Canada (2021 Census of Population)

Employment

19,300

12-Month Average (2025)

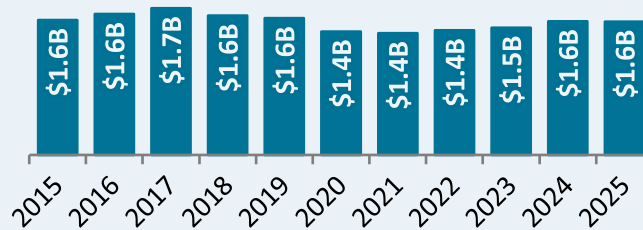


Source: Statistics Canada (LFS)

Real GDP


-0.4%

Annual Growth Rate, 2019 to 2025



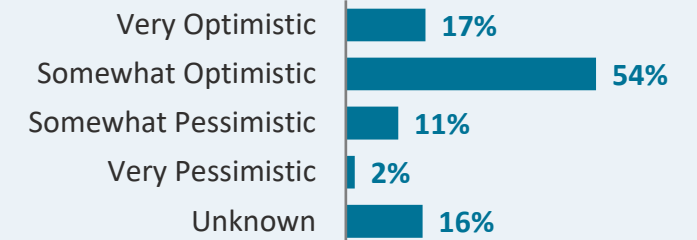
Source: Statistics Canada (GDP by Industry)

Job Vacancy Rate 2025



Source: Statistics Canada (JVWS)

Employer Optimism Q1 2026



Future outlook over the next 12 months

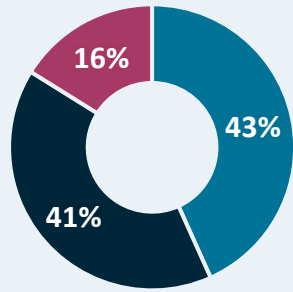
Source: Statistics Canada (CSBC)

Long-Term Outlook 2025 to 2034

$$6,689 \text{ Retirements} + 2,061 \text{ Change in Demand} = 8,740 \text{ Forecasted Openings}$$

Source: GNB (PETL) & Stokes Economics

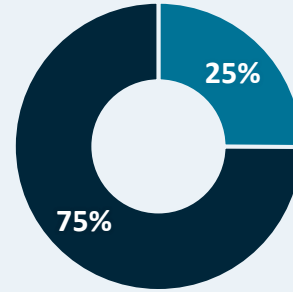
Education 2024/25



- No Post-Secondary (43 %)
- Certificate (41 %)
- University Degree (16 %)

Source: Statistics Canada (LFS)

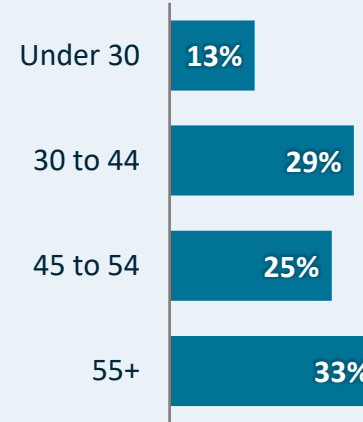
Union Coverage 2024/25



- Union Coverage (25%)
- No Coverage (75%)

Source: Statistics Canada (LFS)
Excluding self-employed individuals

Age 2024/25



Source: Statistics Canada (LFS)

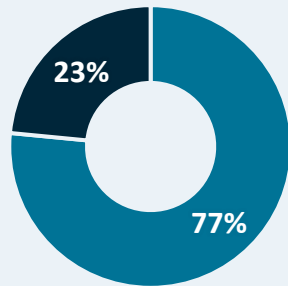
Average Hourly Wage 2024/25

\$29.39
Canada: \$33.82

Male		Female	
\$30.04	♂	♀	\$27.47
No Post-Secondary	Certificate	University Degree	
\$27.28	\$28.87	\$35.89	

Source: Statistics Canada (LFS)

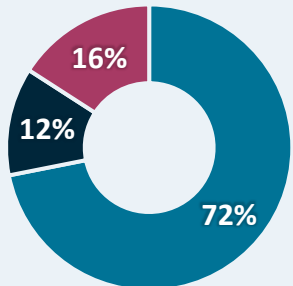
Gender 2024/25



- Men (77 %)
- Women (23 %)

Source: Statistics Canada (LFS)

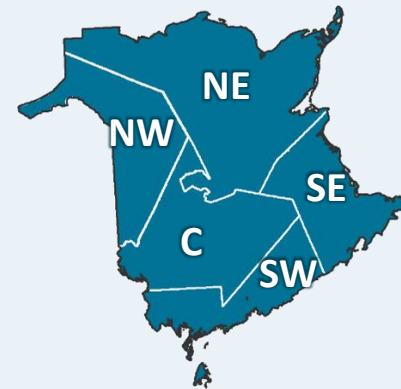
Public/Private 2024/25



- Private Sector (72%)
- Self-Employed (12%)
- Public Sector (16%)

Source: Statistics Canada (LFS)

Regional



NE = Gloucester, Northumberland, Restigouche
SE = Albert, Kent, Westmorland
SW = Saint John, Kings, Charlotte
C = York, Sunbury, Queens
NW = Madawaska, Victoria, Carleton
Source: Statistics Canada (2021 Census of Population and Business Register)

	Employed May 2021	Businesses December 2025
Northeast	1,915	225
Southeast	6,400	416
Southwest	3,645	273
Central	2,380	172
Northwest	2,505	267

*Suppressed to meet the confidentiality requirements of the Statistics Act