



NB SECTOR SNAPSHOT MANUFACTURING

Types of Businesses

- Food and beverage manufacturing
- Wood and paper product manufacturing
- Petroleum and coal product manufacturing
- Other manufacturing (fabricated metal products, furniture, etc.)

Source: Statistics Canada (NAICS)

Common Occupations

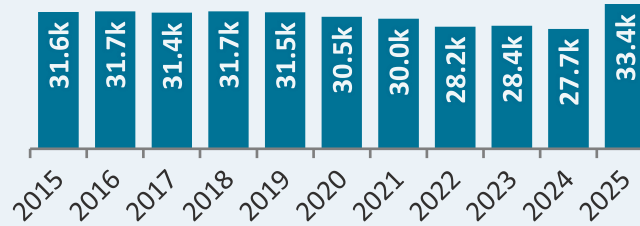
- Manufacturing managers
- Labourers in fish and seafood processing
- Material handlers
- Welders and related machine operators
- Labourers in wood, pulp and paper processing

Source: Statistics Canada (2021 Census of Population)

Employment

33,400

12-Month Average (2025)

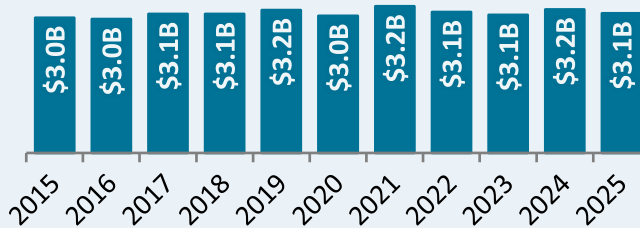


Source: Statistics Canada (LFS)

Real GDP


-0.4%

Annual Growth Rate, 2019 to 2025



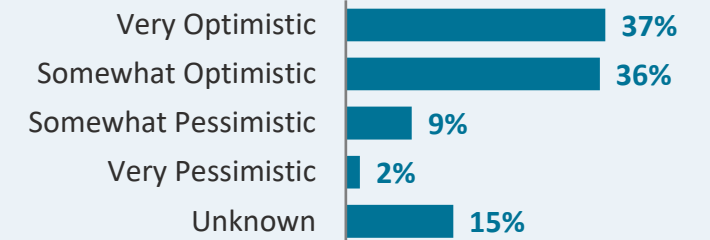
Source: Statistics Canada (GDP by Industry)

Job Vacancy Rate 2025



Source: Statistics Canada (JVWS)

Employer Optimism Q1 2026



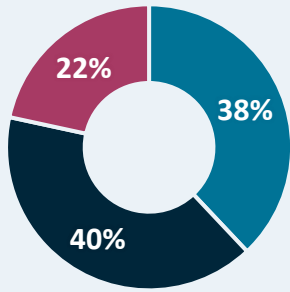
Future outlook over the next 12 months
Source: Statistics Canada (CSBC)

Long-Term Outlook 2025 to 2034

$$8,800 \text{ Retirements} + 4,229 \text{ Change in Demand} = 13,010 \text{ Forecasted Openings}$$

Source: GNB (PETL) & Stokes Economics

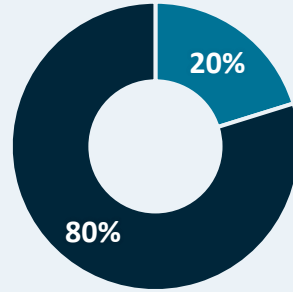
Education 2024/25



- No Post-Secondary (38 %)
- Certificate (40 %)
- University Degree (22 %)

Source: Statistics Canada (LFS)

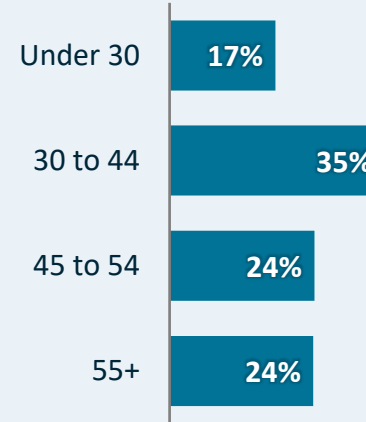
Union Coverage 2024/25



- Union Coverage (20%)
- No Coverage (80%)

Source: Statistics Canada (LFS)
Excluding self-employed individuals

Age 2024/25



Source: Statistics Canada (LFS)

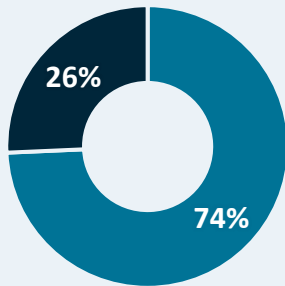
Average Hourly Wage 2024/25

\$30.91
Canada: \$34.77

Male		Female	
\$31.76	♂	♀	\$28.47
No Post-Secondary	Certificate	University Degree	
\$24.15	\$31.94	\$40.84	

Source: Statistics Canada (LFS)

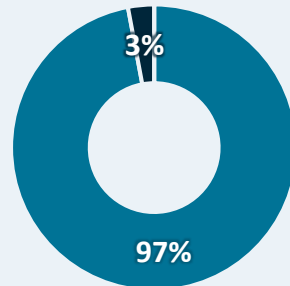
Gender 2024/25



- Men (74 %)
- Women (26 %)

Source: Statistics Canada (LFS)

Public/Private 2024/25



- Private Sector (97%)
- Self-Employed (3%)
- Public Sector (0%)

Source: Statistics Canada (LFS)

Regional



NE = Gloucester, Northumberland, Restigouche
SW = Saint John, Kings, Charlotte
NW = Madawaska, Victoria, Carleton

	Employed May 2021	Businesses December 2025
Northeast	5,360	205
Southeast	8,135	298
Southwest	6,370	161
Central	2,715	120
Northwest	4,840	125

SE = Albert, Kent, Westmorland
C = York, Sunbury, Queens

Source: Statistics Canada (2021 Census of Population and Business Register)

*Suppressed to meet the confidentiality requirements of the Statistics Act