



NB SECTOR SNAPSHOT CONSTRUCTION

Types of Businesses

- Residential building construction
- Non-residential building construction
- Heavy and civil engineering construction
- Specialty trade contractors

Source: Statistics Canada (NAICS)

Common Occupations

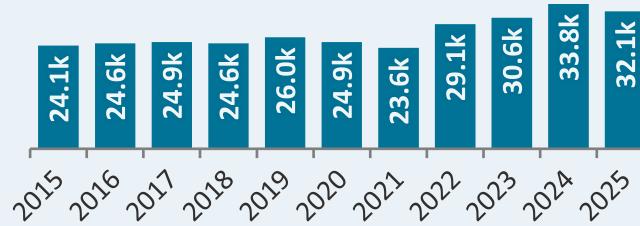
- Construction trades helpers and labourers
- Carpenters
- Electricians (except industrial and power system)
- Heavy equipment operators
- Construction managers

Source: Statistics Canada (2021 Census of Population)

Employment

32,100

12-Month Average (2025)

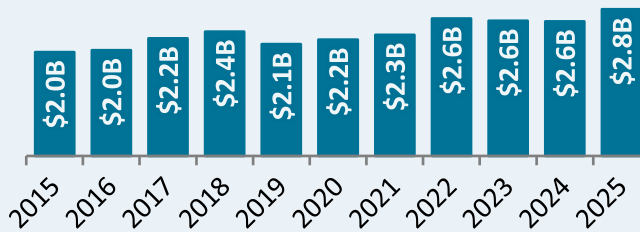


Source: Statistics Canada (LFS)

Real GDP


+4.7%

Annual Growth Rate, 2019 to 2025



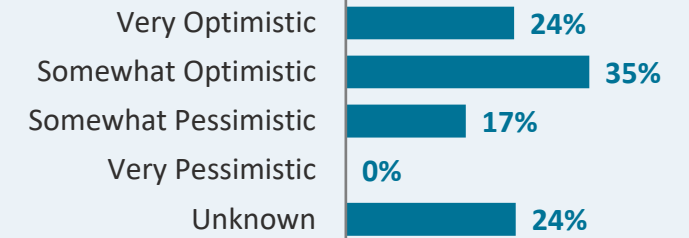
Source: Statistics Canada (GDP by Industry)

Job Vacancy Rate 2025



Source: Statistics Canada (JVWS)

Employer Optimism Q1 2026



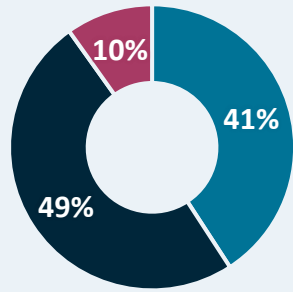
Future outlook over the next 12 months
Source: Statistics Canada (CSBC)

Long-Term Outlook 2025 to 2034

$$8,425 \text{ Retirements} + (-4,387 \text{ Change in Demand}) = 4,039 \text{ Forecasted Openings}$$

Source: GNB (PETL) & Stokes Economics

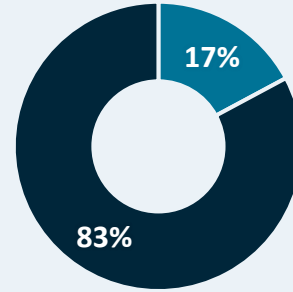
Education 2024/25



- No Post-Secondary (41 %)
- Certificate (49 %)
- University Degree (10 %)

Source: Statistics Canada (LFS)

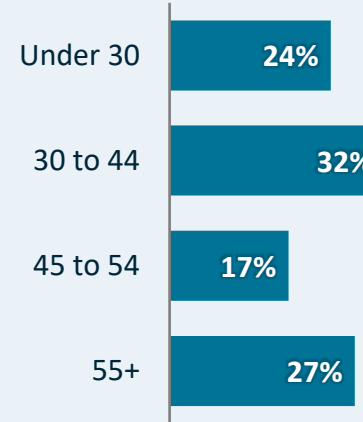
Union Coverage 2024/25



- Union Coverage (17%)
- No Coverage (83%)

Source: Statistics Canada (LFS)
Excluding self-employed individuals

Age 2024/25



Source: Statistics Canada (LFS)

Average Hourly Wage 2024/25

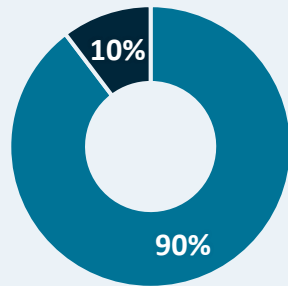
\$29.93
Canada: \$37.27

Male	Female
\$30.29 ♂	\$27.24 ♀

No Post-Secondary	Certificate	University Degree
\$26.08	\$32.11	\$34.66

Source: Statistics Canada (LFS)

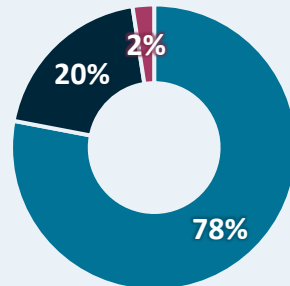
Gender 2024/25



- Men (90 %)
- Women (10 %)

Source: Statistics Canada (LFS)

Public/Private 2024/25



- Private Sector (78%)
- Self-Employed (20%)
- Public Sector (2%)

Source: Statistics Canada (LFS)

Regional



NE = Gloucester, Northumberland, Restigouche
SE = Albert, Kent, Westmorland
SW = Saint John, Kings, Charlotte
C = York, Sunbury, Queens
NW = Madawaska, Victoria, Carleton
Source: Statistics Canada (2021 Census of Population and Business Register)

	Employed May 2021	Businesses December 2025
Northeast	3,905	575
Southeast	6,850	1,056
Southwest	5,545	682
Central	4,475	587
Northwest	2,065	324

*Suppressed to meet the confidentiality requirements of the Statistics Act