



# NB SECTOR SNAPSHOT UTILITIES

## Types of Businesses

- Electric power generation
- Electric power transmission, control and distribution
- Natural gas distribution
- Water, sewage and other systems

Source: Statistics Canada (NAICS)

## Common Occupations

- Power engineers and power systems operators
- Electrical power line and cable workers
- Supervisors, petroleum, gas and chemical processing and utilities
- Electrical and electronics engineers
- Mechanical engineers

Source: Statistics Canada (2021 Census of Population)

## Employment

# 4,700

12-Month Average (2025)

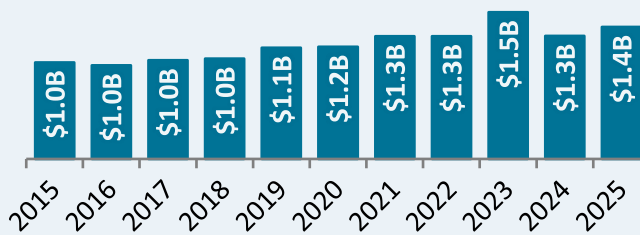


Source: Statistics Canada (LFS)

## Real GDP

# +3.0%

Annual Growth Rate, 2019 to 2025



Source: Statistics Canada (GDP by Industry)

## Job Vacancy Rate 2025



Source: Statistics Canada (JVWS)

## Employer Optimism Q1 2026

# N/A

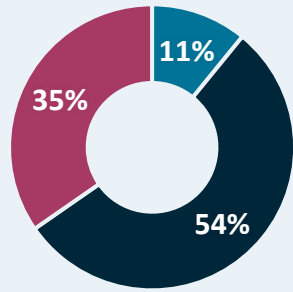
Future outlook over the next 12 months  
Source: Statistics Canada (CSBC)

## Long-Term Outlook 2025 to 2034

$$1,476 \text{ Retirements} + (-513 \text{ Change in Demand}) = 965 \text{ Forecasted Openings}$$

Source: GNB (PETL) & Stokes Economics

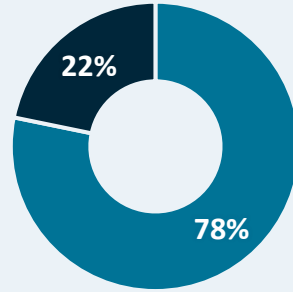
### Education 2024/25



- No Post-Secondary (11 %)
- Certificate (54 %)
- University Degree (35 %)

Source: Statistics Canada (LFS)

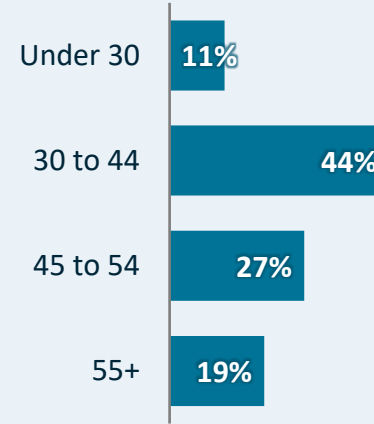
### Union Coverage 2024/25



- Union Coverage (78%)
- No Coverage (22%)

Source: Statistics Canada (LFS)  
Excluding self-employed individuals

### Age 2024/25



Source: Statistics Canada (LFS)

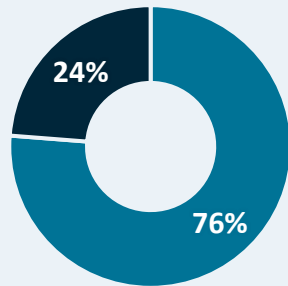
### Average Hourly Wage 2024/25

**\$45.43**  
Canada: \$54.42

Male		Female	
\$46.64	♂	♀	\$41.64
No Post-Secondary	Certificate	University Degree	
\$38.60	\$43.00	\$51.41	

Source: Statistics Canada (LFS)

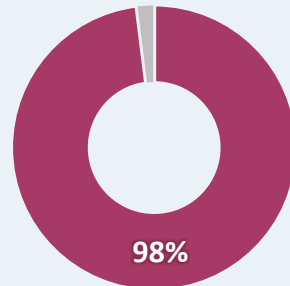
### Gender 2024/25



- Men (76 %)
- Women (24 %)

Source: Statistics Canada (LFS)

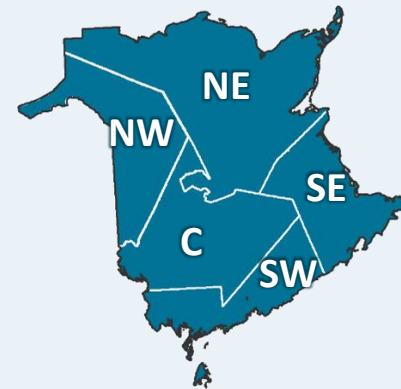
### Public/Private 2024/25



- Private Sector (N/A\*)
- Self-Employed (N/A\*)
- Public Sector (98%)

Source: Statistics Canada (LFS)

### Regional



NE = Gloucester, Northumberland, Restigouche  
SW = Saint John, Kings, Charlotte  
NW = Madawaska, Victoria, Carleton

	Employed May 2021	Businesses December 2025
Northeast	480	10
Southeast	310	7
Southwest	1,625	12
Central	1,250	8
Northwest	155	7

SE = Albert, Kent, Westmorland  
C = York, Sunbury, Queens

Source: Statistics Canada (2021 Census of Population and Business Register)

\*Suppressed to meet the confidentiality requirements of the Statistics Act