



# NB SECTOR SNAPSHOT MINING AND QUARRYING

## Types of Businesses

- Metal ore mining
- Coal, non-metallic mineral mining and quarrying
- Oil and gas extraction
- Support activities for mining, and oil and gas extraction

Source: Statistics Canada (NAICS)

## Common Occupations

- Heavy equipment operators
- Underground production and development miners
- Construction millwrights and industrial mechanics
- Heavy-duty equipment mechanics
- Supervisors, mining and quarrying

Source: Statistics Canada (2021 Census of Population)

## Employment

# 2,900

12-Month Average (2025)




Source: Statistics Canada (LFS)

## Real GDP

# -2.3%

Annual Growth Rate, 2019 to 2025



Source: Statistics Canada (GDP by Industry)

## Job Vacancy Rate 2025



Source: Statistics Canada (JVWS)

## Employer Optimism Q1 2026

# N/A

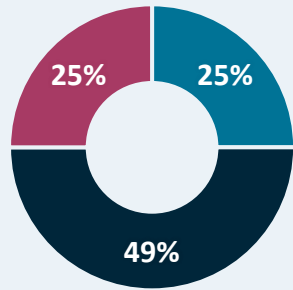
Future outlook over the next 12 months  
Source: Statistics Canada (CSBC)

## Long-Term Outlook 2025 to 2034

$$1,105 \text{ Retirements} + 1,084 \text{ Change in Demand} = 2,187 \text{ Forecasted Openings}$$

Source: GNB (PETL) & Stokes Economics

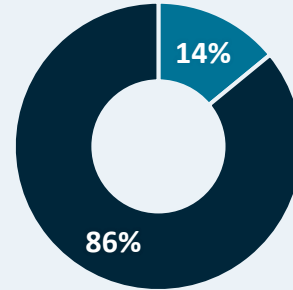
### Education 2024/25



- No Post-Secondary (25 %)
- Certificate (49 %)
- University Degree (25 %)

Source: Statistics Canada (LFS)

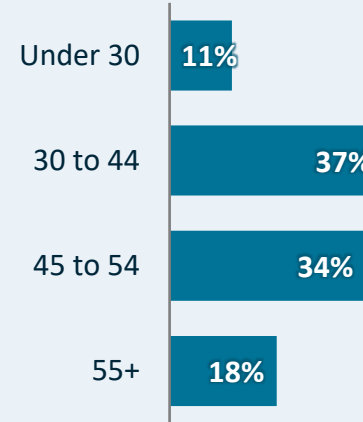
### Union Coverage 2024/25



- Union Coverage (14%)
- No Coverage (86%)

Source: Statistics Canada (LFS)  
Excluding self-employed individuals

### Age 2024/25



Source: Statistics Canada (LFS)

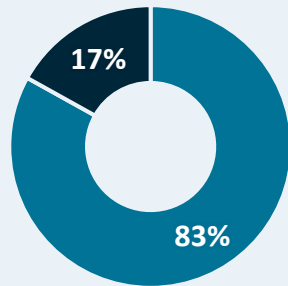
### Average Hourly Wage 2024/25

**\$46.43**  
Canada: \$53.53

Male		Female	
\$47.81	♂	♀	\$39.90
No Post-Secondary	Certificate	University Degree	
\$34.39	\$46.17	\$59.69	

Source: Statistics Canada (LFS)

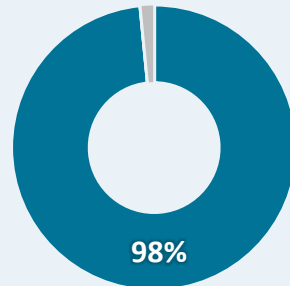
### Gender 2024/25



- Men (83 %)
- Women (17 %)

Source: Statistics Canada (LFS)

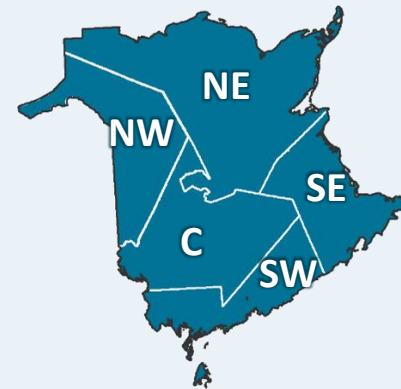
### Public/Private 2024/25



- Private Sector (98%)
- Self-Employed (N/A\*)
- Public Sector (N/A\*)

Source: Statistics Canada (LFS)

### Regional



NE = Gloucester, Northumberland, Restigouche  
SW = Saint John, Kings, Charlotte  
NW = Madawaska, Victoria, Carleton

	Employed May 2021	Businesses December 2025
Northeast	1,290	27
Southeast	705	15
Southwest	490	16
Central	250	6
Northwest	95	1

SE = Albert, Kent, Westmorland  
C = York, Sunbury, Queens

Source: Statistics Canada (2021 Census of Population and Business Register)

\*Suppressed to meet the confidentiality requirements of the Statistics Act