



# NB SECTOR SNAPSHOT AGRICULTURE

## Types of Businesses

- Crop production
- Animal production
- Aquaculture
- Support activities for agriculture

Source: Statistics Canada (NAICS)

## Common Occupations

- Managers in agriculture
- Specialized livestock workers and farm machinery operators
- Livestock labourers
- Nursery and greenhouse labourers
- Harvesting labourers

Source: Statistics Canada (2021 Census of Population)

## Employment

**5,900**

12-Month Average (2025)



Source: Statistics Canada (LFS)

## Real GDP

**+3.2%**

Annual Growth Rate, 2019 to 2025



Source: Statistics Canada (GDP by Industry)

## Job Vacancy Rate 2025



Source: Statistics Canada (JVWS)

## Employer Optimism Q1 2026

N/A

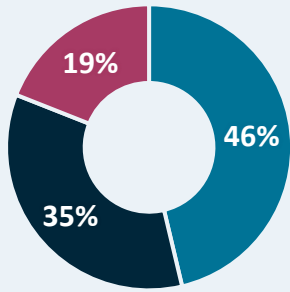
Future outlook over the next 12 months  
Source: Statistics Canada (CSBC)

## Long-Term Outlook 2025 to 2034

$$1,951 \text{ Retirements} + 884 \text{ Change in Demand} = 2,833 \text{ Forecasted Openings}$$

Source: GNB (PETL) & Stokes Economics

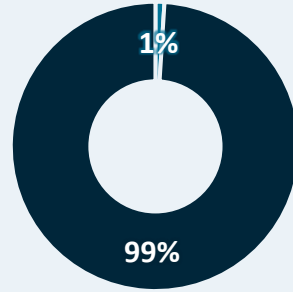
### Education 2024/25



- No Post-Secondary (46 %)
- Certificate (35 %)
- University Degree (19 %)

Source: Statistics Canada (LFS)

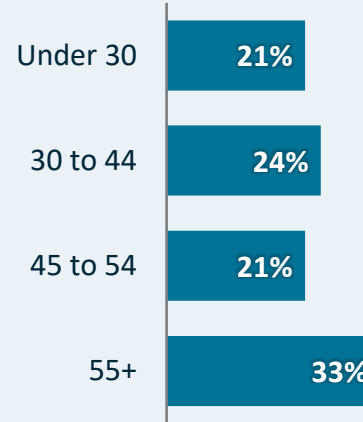
### Union Coverage 2024/25



- Union Coverage (1%)
- No Coverage (99%)

Source: Statistics Canada (LFS)  
Excluding self-employed individuals

### Age 2024/25



Source: Statistics Canada (LFS)

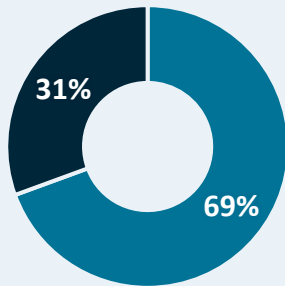
### Average Hourly Wage 2024/25

**\$24.69**  
Canada: \$25.40

Male		Female	
\$25.02	♂	♀	\$23.93
No Post-Secondary	Certificate	University Degree	
\$22.01	\$27.84	\$26.22	

Source: Statistics Canada (LFS)

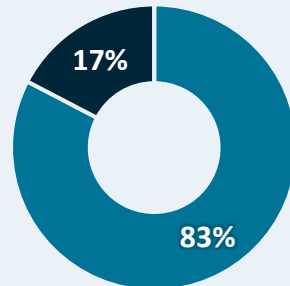
### Gender 2024/25



- Men (69 %)
- Women (31 %)

Source: Statistics Canada (LFS)

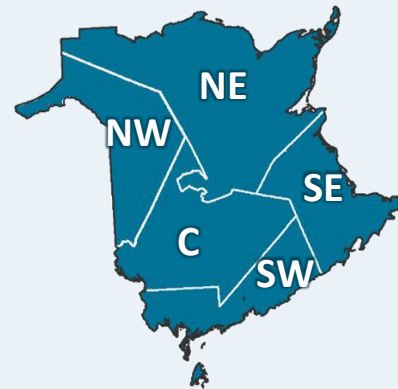
### Public/Private 2024/25



- Private Sector (83%)
- Self-Employed (17%)
- Public Sector (0%)

Source: Statistics Canada (LFS)

### Regional



NE = Gloucester, Northumberland, Restigouche  
SE = Albert, Kent, Westmorland  
SW = Saint John, Kings, Charlotte  
C = York, Sunbury, Queens  
NW = Madawaska, Victoria, Carleton

Source: Statistics Canada (2021 Census of Population and Business Register)

	Employed May 2021	Businesses December 2025
Northeast	1,005	167
Southeast	1,240	158
Southwest	1,580	103
Central	725	82
Northwest	1,625	204

\*Suppressed to meet the confidentiality requirements of the Statistics Act