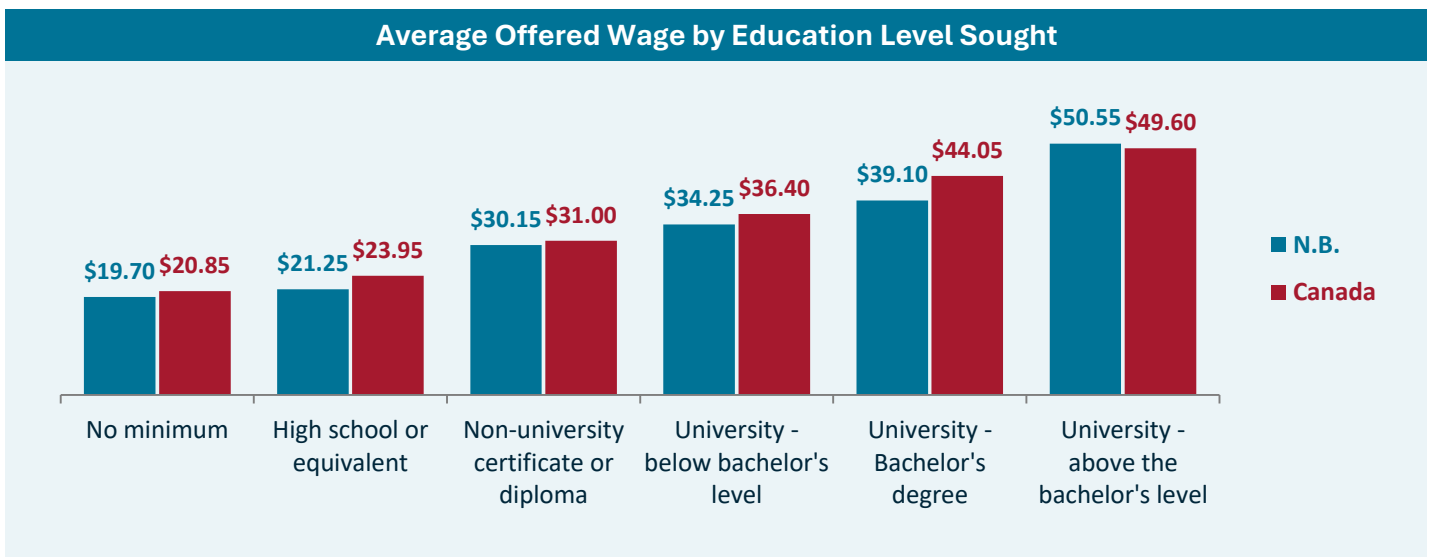

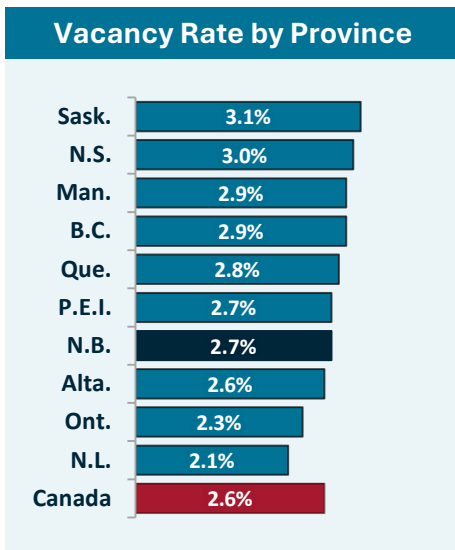


Job Vacancy Report

New Brunswick – Q4 2025 (Oct to Dec 2025)



Vacancies ¹	Vacancy Rate	Average Offered Wage	Unemployed Per Vacancy ²
9,335	2.7%	\$27.30	5th Highest Among the 10 Provinces
Relative to Q4 2024 ↓ 0.2%	Relative to Q4 2024 0.0 p.p.	Relative to Q4 2024 ↑ 3.4%	Q4 2024 Position 4th



(1) A job is considered vacant if it meets the following conditions: it is vacant on the reference date or will become vacant during the month; there are tasks to be carried out during the month for the job in question; and the employer is actively seeking a worker outside the organization to fill the job.

(2) This ratio tells how many unemployed individuals are available for each vacant position and is a measure of the labour market tightness.

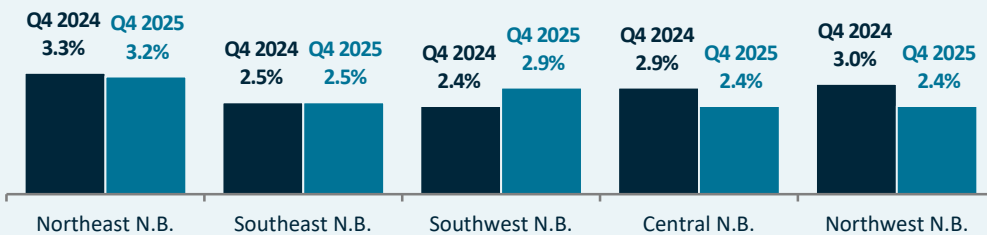
Vacancy Rate for Selected Industries

	New Brunswick			Canada (Q4 2025)
	Q4 2023	Q4 2024	Q4 2025	
Agriculture, forestry, fishing and hunting	1.4%	2.1%	---	2.4%
Construction	6.5%	3.1%	2.9%	2.6%
Manufacturing	3.6%	2.5%	2.4%	2.1%
Retail trade	2.4%	2.4%	1.9%	2.5%
Transportation and warehousing	4.3%	3.2%	2.2%	2.9%
Finance and insurance	2.2%	1.7%	1.8%	2.0%
Professional, scientific and technical services	4.2%	2.3%	2.5%	2.8%
Health care and social assistance	4.9%	4.1%	4.0%	3.8%
Arts, entertainment and recreation	3.1%	1.9%	1.4%	2.3%
Accommodation and food services	3.9%	2.3%	4.0%	3.6%
All other industries	2.2%	2.2%	---	2.0%

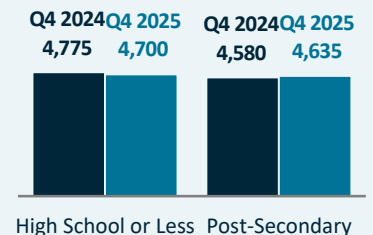
Vacancies by Occupational Group (New Brunswick)

	Q4 2023	Q4 2024	Q4 2025
Legislative and senior management occupations	---	10	15
Business, finance and administration	1,125	960	820
Natural and applied sciences	520	480	380
Health	2,095	2,025	2,065
Education, law and social, community & government services	855	765	895
Art, culture, recreation and sport	---	75	60
Sales and service	3,090	2,530	2,690
Trades, transport and equipment operators and related	3,010	1,705	1,650
Natural resources, agriculture and related production	120	175	---
Manufacturing and utilities	905	635	520

Vacancy Rate by Region



Vacancies by Education Level



Source: Statistic Canada (Job Vacancy and Wage Survey)