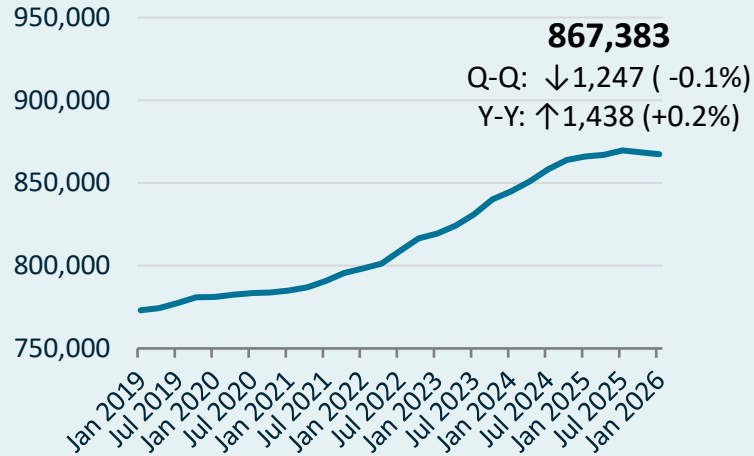


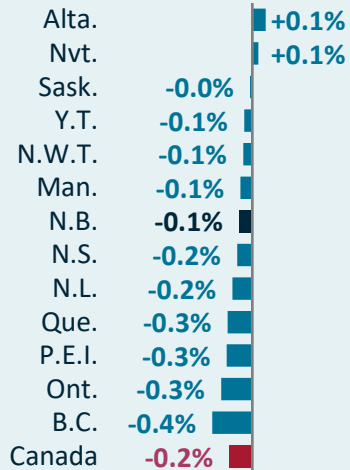
## Population



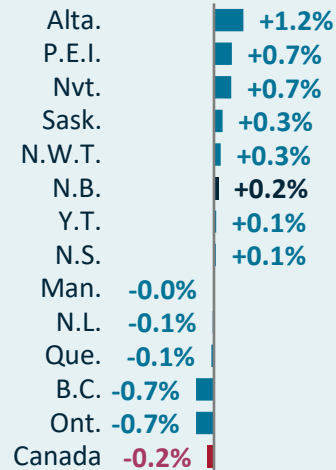
Q-Q = Quarter-over-Quarter, Y-Y = Year-over-Year

## Growth

### Quarter-over-Quarter



### Year-over-Year



# NB QUARTERLY DEMOGRAPHIC SNAPSHOT

## AS OF JANUARY 1, 2026

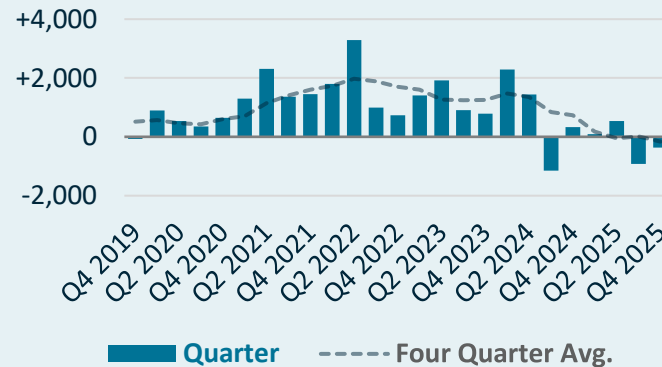
## Sources of Change

	Quarter	Last Four Quarters
Births	1,583	6,699
Deaths	2,487	9,080
Interprovincial (Net)	-362	-653
Immigration	2,048	10,941
Temporary Residents (Net)	-1,917	-5,901
Emigration (Net)	-112	-568
<b>Total</b>	<b>-1,247</b>	<b>+1,438</b>

## Net International Migration



## Net Interprovincial Migration



To N.B. From...	Quarter	Last Four Quarters
Ontario	+99	+1,258
Nova Scotia	-153	-496
Quebec	-130	-919
Alberta	-226	-614
Other Provinces	+48	+118
<b>Total</b>	<b>-362</b>	<b>-653</b>