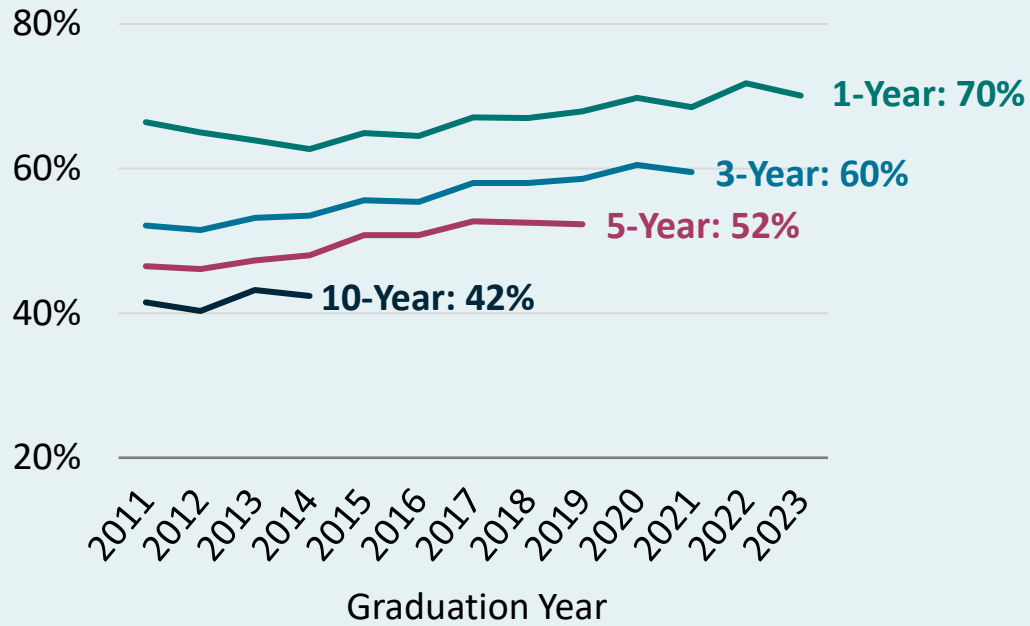


## Overview



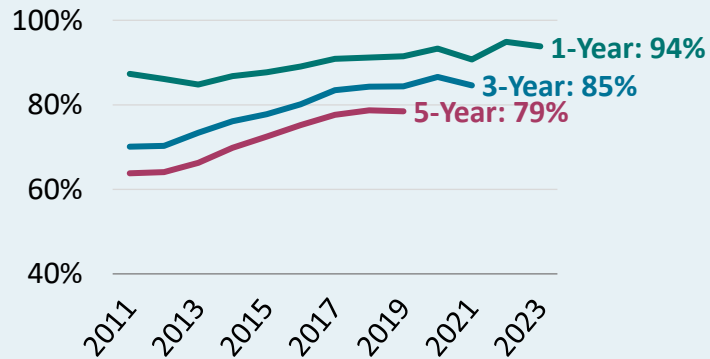
# Retention of Graduates from New Brunswick Public Universities

Summary of DataNB Research Findings (February 2026)

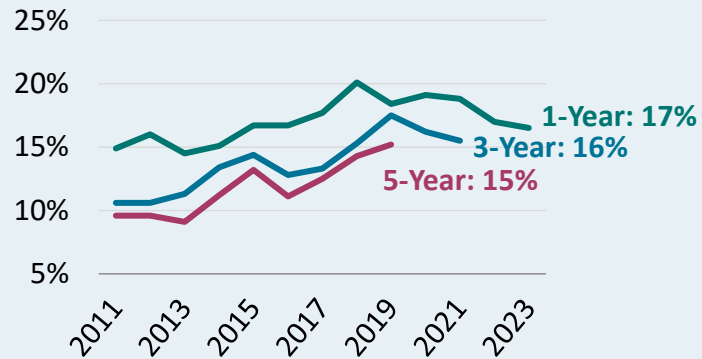
## 3-Year Retention by Previous Residence (2021 Cohort)

	From N.B.	From Other Provinces	From Other Countries	Overall
<b>Total</b>	<b>85%</b>	<b>16%</b>	<b>29%</b>	<b>60%</b>
<b>MTA</b>	77%	5%	20%	<b>33%</b>
<b>STU</b>	85%	25%	40%	<b>69%</b>
<b>UMoncton</b>	91%	28%	29%	<b>75%</b>
<b>UNB</b>	82%	17%	29%	<b>56%</b>

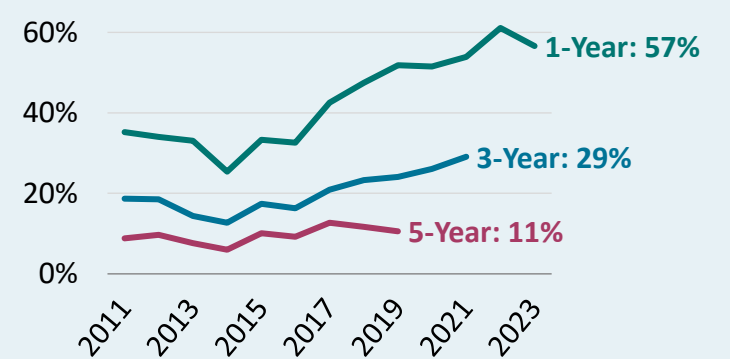
## Graduates from New Brunswick\*



## Graduates from Other Provinces\*



## Graduates from Other Countries\*



\*Place of residence before studies