

NEW BRUNSWICK LABOUR FORCE STATISTICS

DATA FOR AUGUST 2025 (RELEASED SEPTEMBER 2025)

YOUTH STATISTICS – UNADJUSTED FOR SEASONALITY

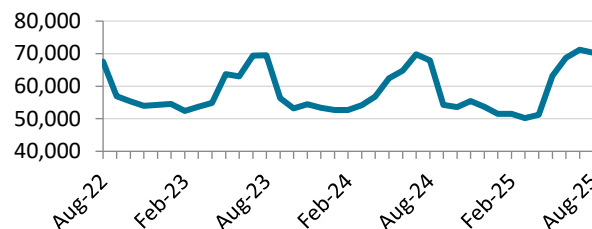
It is recommended to consider trends over the long-term

Labour Force

70,300 in August 2025

-900 (-1.3%) Month-over-Month (-1.9% Nationally)

+2,400 (+3.5%) Year-over-Year (+1.4% Nationally)

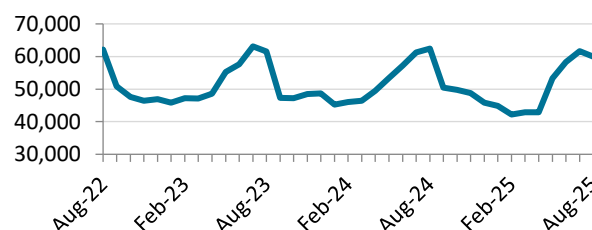


Employment

60,000 in August 2025

-1,600 (-2.6%) Month-over-Month (-1.4% Nationally)

-2,400 (-3.8%) Year-over-Year (+1.0% Nationally)

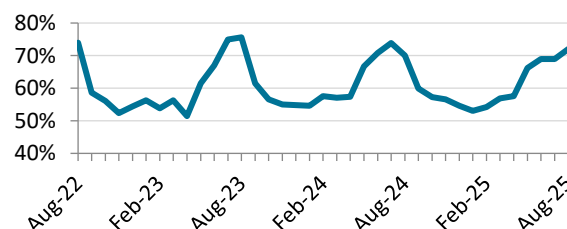


Full-Time Employment Rate

72.0% in August 2025 (60.5% Nationally)

+3.0 p.p. Month-over-Month (+0.4 p.p. Nationally)

+2.0 p.p. Year-over-Year (+0.5 p.p. Nationally)

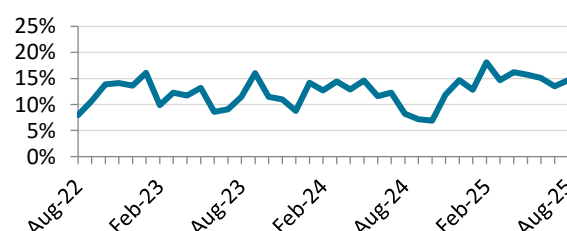


Unemployment Rate

14.7% in August 2025 (14.7% Nationally)

+1.2 p.p. Month-over-Month (-0.4 p.p. Nationally)

+6.5 p.p. Year-over-Year (+0.4 p.p. Nationally)



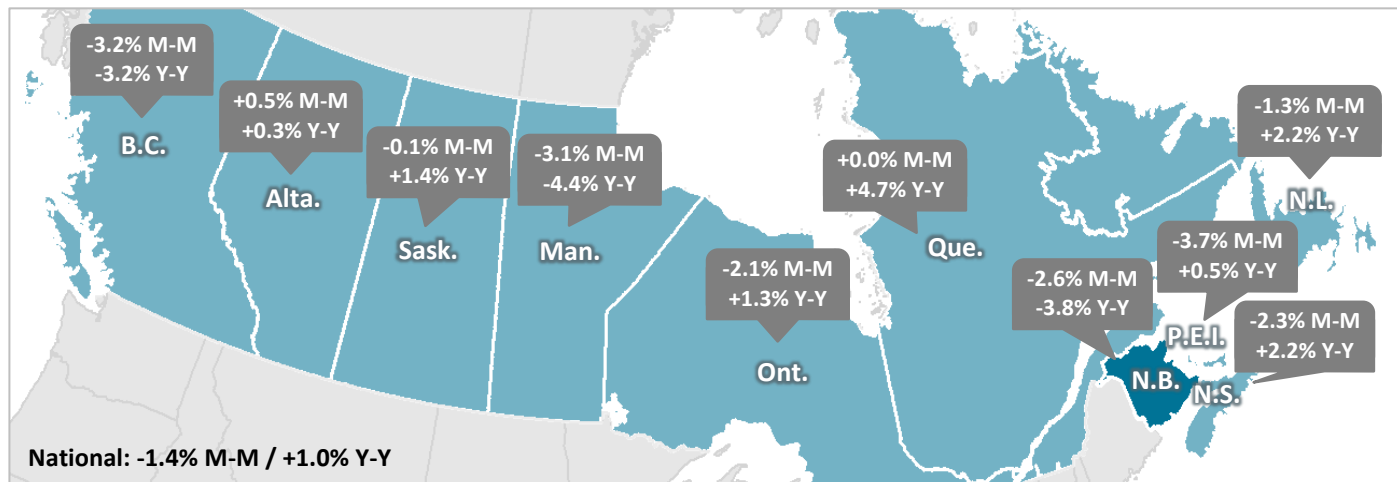
Labour Force Characteristics - Seasonally Adjusted (Ages 15+)

| | Aug-24 | Jul-25 | Aug-25 | M-M Change | | Y-Y Change | |
|------------------------|--------|--------|---------------|------------|--------|------------|--------|
| Working-Age Population | 92,400 | 92,700 | 92,800 | +100 | +0.1% | +400 | +0.4% |
| Labour Force | 67,900 | 71,200 | 70,300 | -900 | -1.3% | +2,400 | +3.5% |
| Employment | 62,400 | 61,600 | 60,000 | -1,600 | -2.6% | -2,400 | -3.8% |
| FT Employment | 43,700 | 42,500 | 43,200 | +700 | +1.6% | -500 | -1.1% |
| PT Employment | 18,600 | 19,100 | 16,800 | -2,300 | -12.0% | -1,800 | -9.7% |
| Unemployment | 5,600 | 9,600 | 10,300 | +700 | +7.3% | +4,700 | +83.9% |
| Participation Rate (%) | 73.5% | 76.8% | 75.8% | -1.0 (pp) | | +2.3 (pp) | |
| Employment Rate (%) | 67.5% | 66.5% | 64.7% | -1.8 (pp) | | -2.8 (pp) | |
| Unemployment Rate (%) | 8.2% | 13.5% | 14.7% | +1.2 (pp) | | +6.5 (pp) | |

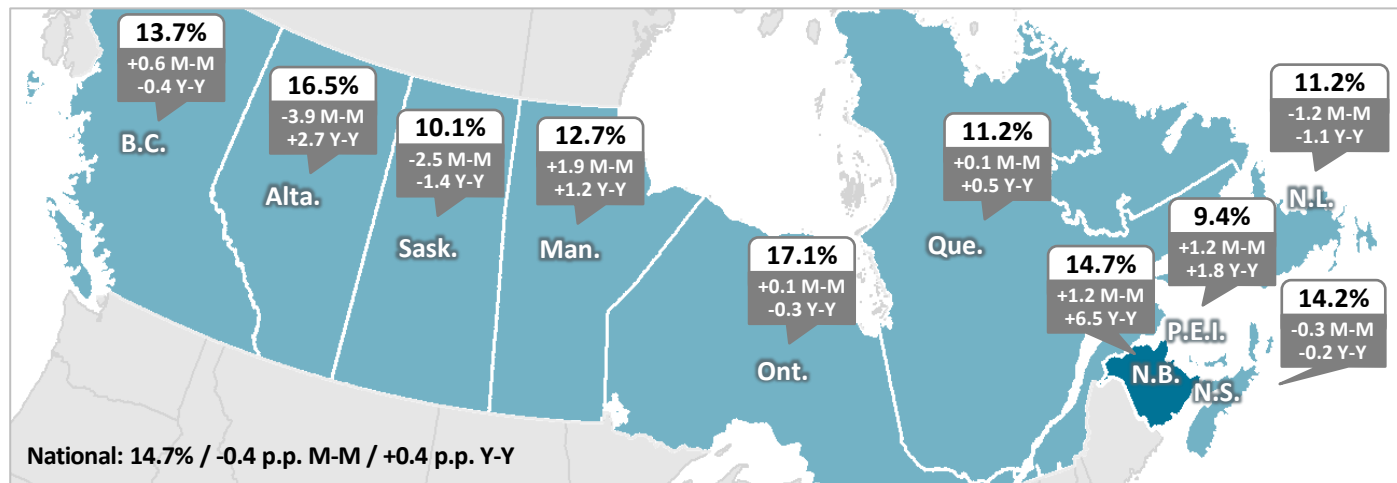
M-M = month over month. Y-Y = year over year. The dark grey lines in the charts above represents the linear trend line.

Youth Statistics - Data for August 2025 (Unadjusted for Seasonality)

Employment Growth



Unemployment Rate



Participation Rate

