

Job Vacancy Report

New Brunswick – Q2 2025 (Apr to Jun 2025)



Vacancies¹

9,950

Relative to Q2 2024 ↓ 14.6%

Vacancy Rate

3.0%

Relative to Q2 2024 ↓ 0.5 p.p.

Average Offered Wage

\$24.60

Relative to Q2 2024 ↓ 0.8%

Unemployed Per Vacancy²

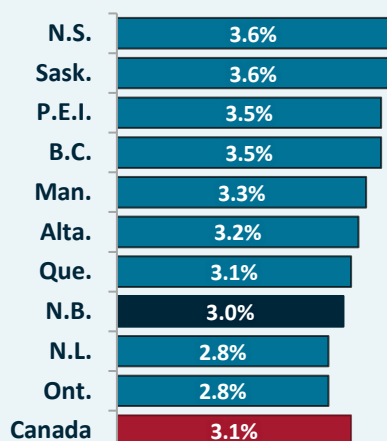
3rd Highest

Among the 10 Provinces

Q2 2024 Position

4th

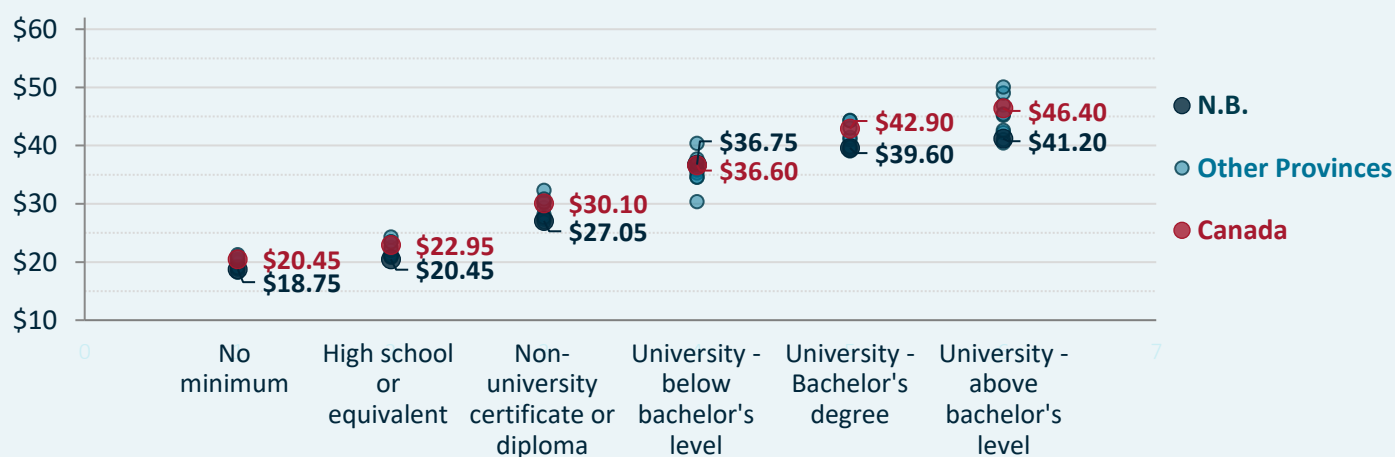
Vacancy Rate by Province



Vacancy Rate: New Brunswick vs. Canada



Average Offered Wage by Education Level Sought



(1) A job is considered vacant if it meets the following conditions: it is vacant on the reference date or will become vacant during the month; there are tasks to be carried out during the month for the job in question; and the employer is actively seeking a worker outside the organization to fill the job.

(2) This ratio tells how many unemployed individuals are available for each vacant position and is a measure of the labour market tightness.

NBjobs.ca

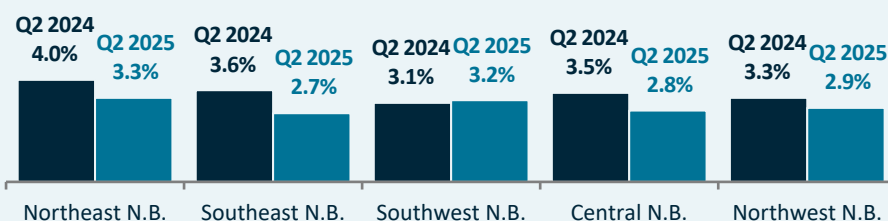
Vacancy Rate for Selected Industries

	New Brunswick		Canada (Q2 2025)
	Q2 2024	Q2 2025	
Agriculture, forestry, fishing and hunting	4.3%	4.5%	3.5%
Construction	5.1%	5.0%	3.7%
Manufacturing	3.7%	3.0%	2.4%
Retail trade	2.2%	2.2%	2.5%
Transportation and warehousing	3.1%	2.9%	2.9%
Finance and insurance	2.1%	2.1%	2.3%
Professional, scientific and technical services	3.0%	2.5%	2.9%
Educational services	1.1%	1.2%	1.2%
Health care and social assistance	5.0%	---	4.1%
Arts, entertainment and recreation	3.2%	4.2%	3.5%
Accommodation and food services	4.3%	4.6%	5.2%
All other industries	3.4%	---	3.0%

Vacancies by Occupational Group

	Vacancies in New Brunswick
Legislative and senior management occupations	10
Business, finance and administration	1,065
Natural and applied sciences	485
Health	---
Education, law and social, community & government services	705
Art, culture, recreation and sport	215
Sales and service	2,805
Trades, transport and equipment operators and related	2,170
Natural resources, agriculture and related production	510
Manufacturing and utilities	695

Vacancy Rate by Region



Vacancies by Education Level

