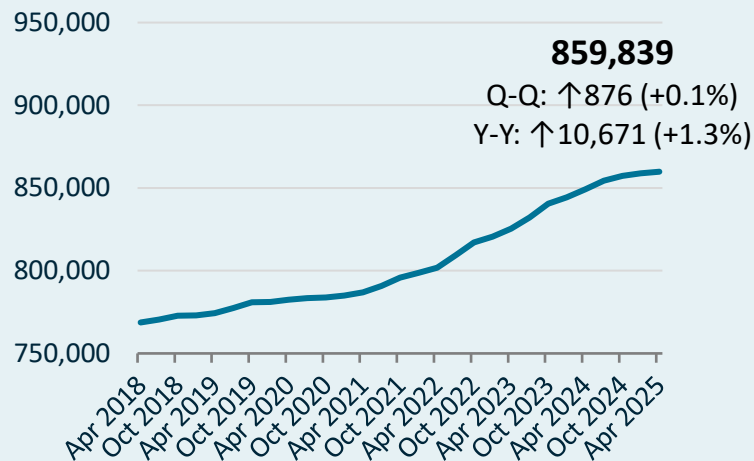



## Population



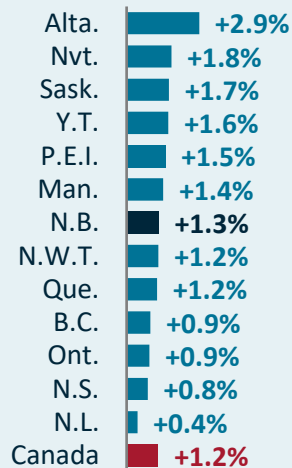
Q-Q = Quarter-over-Quarter, Y-Y = Year-over-Year

## Growth

### Quarter-over-Quarter



### Year-over-Year



# QUARTERLY DEMOGRAPHIC SNAPSHOT

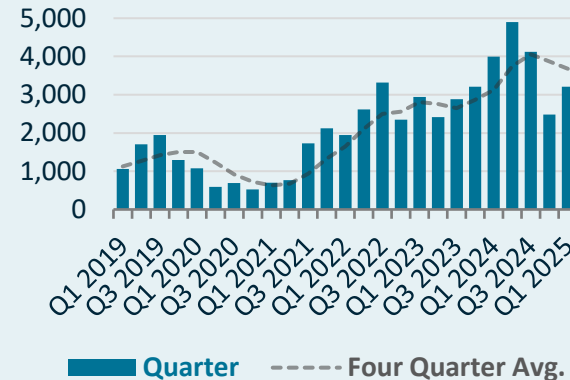
AS OF APRIL 1, 2025

## Sources of Change

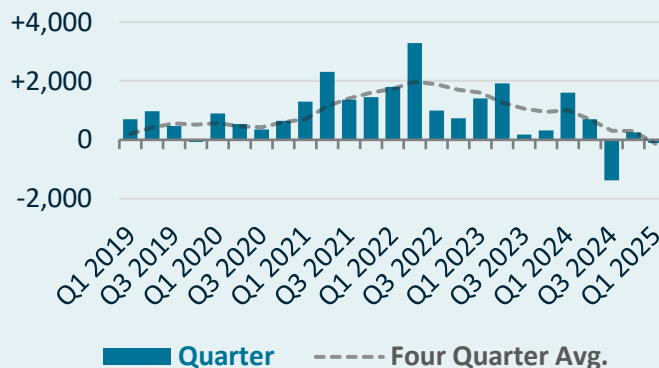
	Quarter	Last Four Quarters
Births	1,568	6,385
Deaths	2,547	9,665*
Interprovincial (Net)	-101	-526
Immigration	3,208	14,708
Non-Permanent Residents (Net)	-1,142	97
Emigration (Net)	110	328
<b>Total</b>	<b>+876</b>	<b>+10,671</b>

\*Record high

## Immigration



## Net Interprovincial Migration



To N.B. From...	Quarter	Last Four Quarters
Ontario	+514	+2,012
Nova Scotia	-190	-214
Quebec	-411	-2,083
Alberta	-33	-637
Other Provinces	+19	+396
<b>Total</b>	<b>-101</b>	<b>-526</b>