

# Job Vacancy Report

## New Brunswick – Q1 2025 (Jan to Mar 2025)



### Vacancies<sup>1</sup>

**7,765**

Relative to Q1 2024 ↓ 19.5%

### Vacancy Rate

**2.4%**

Relative to Q1 2024 ↓ 0.6 p.p.

### Average Offered Wage

**\$25.50**

Relative to Q1 2024 ↓ 0.8%

### Unemployed Per Vacancy<sup>2</sup>

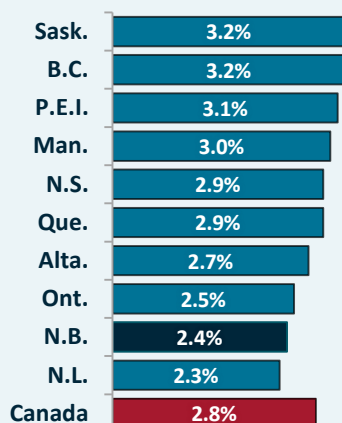
**3rd Highest**

Among the 10 Provinces

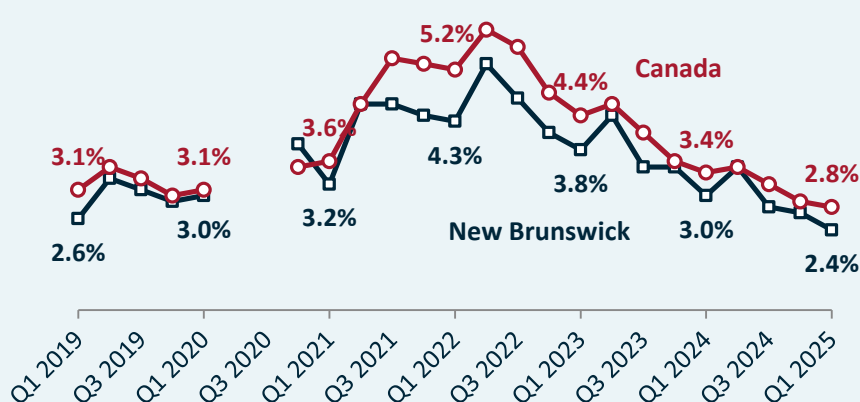
Q1 2024 Position

2nd

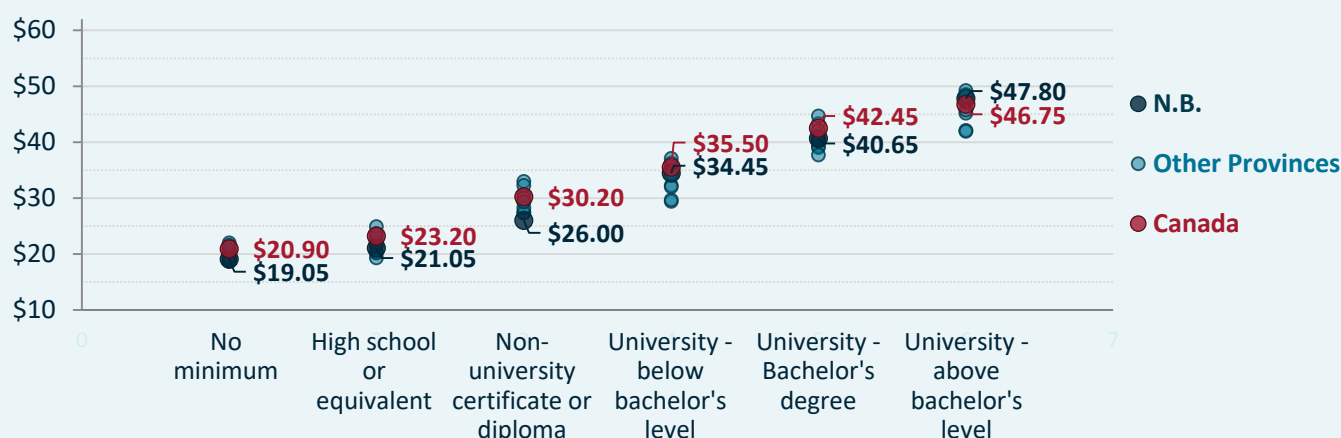
### Vacancy Rate by Province



### Vacancy Rate: New Brunswick vs. Canada



### Average Offered Wage by Education Level Sought



(1) A job is considered vacant if it meets the following conditions: it is vacant on the reference date or will become vacant during the month; there are tasks to be carried out during the month for the job in question; and the employer is actively seeking a worker outside the organization to fill the job.

(2) This ratio tells how many unemployed individuals are available for each vacant position and is a measure of the labour market tightness.

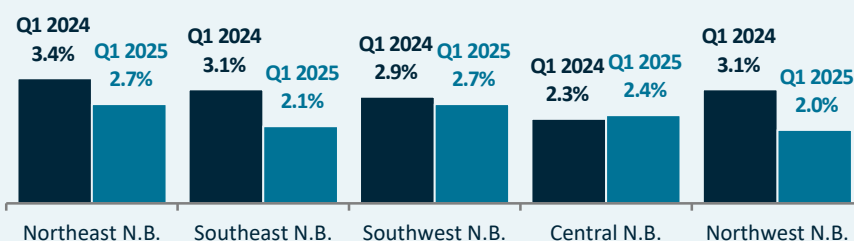
## Vacancy Rate for Selected Industries

	New Brunswick		Canada (Q1 2025)
	Q1 2024	Q1 2025	
Agriculture, forestry, fishing and hunting	2.0%	---	3.3%
Construction	3.5%	3.1%	3.2%
Manufacturing	2.8%	2.3%	2.1%
Retail trade	2.1%	2.0%	1.8%
Transportation and warehousing	3.4%	3.0%	2.8%
Finance and insurance	2.8%	2.0%	2.2%
Professional, scientific and technical services	3.4%	2.8%	3.1%
Educational services	1.0%	1.0%	1.2%
Health care and social assistance	4.6%	---	4.3%
Arts, entertainment and recreation	3.5%	2.5%	2.5%
Accommodation and food services	2.5%	2.9%	3.8%
All other industries	2.6%	---	2.7%

## Vacancies by Occupational Group

	Vacancies in New Brunswick
Legislative and senior management occupations	10
Business, finance and administration	845
Natural and applied sciences	445
Health	---
Education, law and social, community & government services	630
Art, culture, recreation and sport	---
Sales and service	2,205
Trades, transport and equipment operators and related	1,810
Natural resources, agriculture and related production	---
Manufacturing and utilities	415

## Vacancy Rate by Region



## Vacancies by Education Level

